KOUGA
local municipality
Good Governance through Service Excellence

VIRTUAL SPECIAL COUNCIL MEETING AGENDA

Date : 19 June 2020
Time : 09:00
Venue : Virtual Meeting

KOUGA MUNICIPALITY (EC108)	UMASIPALA I-KOUGA (EC108)	MUNISIPALITEIT KOUGA (OK108)
NOTICE CONVENING A MEETING	**ISAZISO NGENTLANGANISO**	**KENNISGEWING VAN VERGADERING**
NOTICE IS HEREBY GIVEN in terms of the amended Directions on Municipal Operations and Governance, in terms of Section 27(2) of the Disaster Management Act, 2002, that a virtual Council Meeting will be held on	**OKU KUKWAZISA** malunga neZikhokelo eziLungisiweyo ekuSebenzeni koMasipala kunye noLawulo ngokweMigaqo yeCandelo lama 27(2) loMthetho woLawulo lweNtlekele ka 2002, ukuba kubanjwe intlanganiso ebonakalayo yesigqeba Ye khansile	**KENNIS GESKIED HIERMEE** ingevolge die gewysigde Aanwysings Vir Munisipale Bedrywighede En Bestuur, Ingevolge Artikel 27 (2) van die Wet op Rampbestuur, 2002, dat 'n virtuele raadsvergadering gehou sal word op
DATE: 19 June 2020	**UMHLA: 19 Isilimela 2020**	**DATUM: 19 Junie 2020**
TIME: 09:00	**IXESHA: 09:00**	**TYD: 09:00**
H. BORNMAN **SPEAKER**	**H. BORNMAN** **USOMLOMO**	**H. BORNMAN** **SPEAKER**

Councillors are required to comply with the Standing Rules and Orders of Council and all its Committees By-law as promulgated in the Provincial Gazette on 22 October 2018 No.4134 and applicable to this meeting of Council. Any person who willfully contravenes any provision of these rules shall be guilty of an offence and which contravention shall be dealt with in accordance with the disciplinary procedures for Councillors.

A G E N D A

1. **NOTICE OF MEETING**
2. **OPENING AND WELCOME**
3. **ABSENT WITH LEAVE**
4. **ABSENT WITHOUT LEAVE**
5. **PRESENTATIONS**
6. **ACKNOWLEDGEMENTS, CONDOLENCES & CONGRATULATIONS**

7. **STATEMENTS OR COMMUNICATIONS BY THE SPEAKER**

8. **STATEMENTS OR COMMUNICATIONS BY THE EXECUTIVE MAYOR**

9. **DECLARATION OF INTEREST**

10. **STATUTORY MATTERS**

11. **MATTERS DEALT WITH IN TERMS OF DELEGATED AUTHORITY BY THE EXECUTIVE MAYOR**

(The reports by the Executive Mayor, in terms of the provisions of Section 63 of the Local Government Municipal Systems Act, 32 of 2000, on matters dealt with by the Executive Mayor in terms of delegated authority as detailed in the Minutes to be noted).

12. **REPORTS BY THE EXECUTIVE MAYOR**

12.1 **REPORTS BY THE CHAIRPERSON: FINANCE**

20/06/F15 Medium Term Revenue And Expenditure Framework (MTREF) - Budget For The 2020/21 To 2022/23 Financial Years

Pages 7-15

20/06/F16 Adoption Of The Proposed Property Rates Tariffs For The 2020/21 Financial Year

Pages 16-19

20/06/F17 Revision Of Fees And Charges For The 2020/21 Financial Year: Sports And Recreation

Pages 20-21

20/06/F18 Revision Of Fees And Charges For 2020/21 Financial Year: National Traffic, Licensing Services And Protection Services

Pages 22-24

20/06/F19 Revision Of Fees And Charges For The 2020/21 Financial Year: Fire Fighting Services

Pages 25-30

20/06/F20 Revision Of Fees And Charges For The Hiring Of Municipal Facilities: 2020/21 Financial Year

Pages 31-38

20/06/F21 Community Services Directorate: Revision Of Tariffs, Fees And Charges For The 2020/21 Financial Year

Pages 39-45

20/06/F22 Proposed Water And Sanitation Tariff Increases For 2019/20 Financial Year

Pages 46-72

20/06/F23 Electricity Tariff Increases: 2020/21 Financial Year

Pages 73-90

20/06/F24 Fees And Charges For Electricity Services In Respect Of The 2020/21 Financial Year

Pages 91-96

20/06/F25 Finance Directorate: Revision Of Fees And Charges For The 2020/21 Financial Year

Pages 97-99

20/06/F26 Revision Of Various Tariffs: Planning, Development And Tourism For The 2020/21 Financial Year

Pages 100-105

13. **REPORT BY THE OFFICE OF THE MUNICIPAL MANAGER**

20/06/MM3 2020/21 Draft IDP Review of the 5 Year IDP (2017/2022)

Pages 107-109

14. **CLOSURE**

Distribution list:
Executive Mayor
Speaker
All Councillors
Municipal Manager
All Directors
Relevant Managers
Committee Services

MATTERS DEALT WITH IN TERMS OF DELEGATED AUTHORITY BY THE EXECUTIVE MAYOR

REPORTS BY THE PORTFOLIO CHAIRPERSON: FINANCE

KOUGA LOCAL MUNICIPALITY (EC108)

SPECIAL COUNCIL MEETING

FINANCE

DATE: 19 JUNE 2020 **ITEM NO: 20/06/F15**

MEDIUM TERM REVENUE AND EXPENDITURE FRAMEWORK (MTREF) - BUDGET FOR THE 2020/21 TO 2022/23 FINANCIAL YEARS

1. Introduction

The purpose of the report is to table the Medium-Term Revenue and Expenditure Framework (MTREF) – Budget for the 2020/21 – 2022/23 financial years to the Council.

2. Recommendation

2.1. That the Executive Mayor recommends that the Council, by resolution taken by the majority of its full number and in terms of Section 30(2) of the Local Government: Municipal Structures Act No. 117 of 1998 (as amended), read in conjunction with Section 24 of the Local Government: Municipal Finance Management Act, Act 56 of 2003, approves the Annual Budget for the 2020/21 financial year and the indicative allocations for the projected outer years 2021/22 and 2022; and the multi-year and single year capital appropriations, as set out in the following tables, including the associated recommendations.

a) Consolidated Budget Summary [Table A1]
b) Budgeted Financial Performance (revenue and expenditure by standard classification); [Table A2]
c) Budgeted Financial Performance (revenue and expenditure by municipal vote); [Table A3]
d) Budgeted Financial Performance (revenue by source and expenditure by type); [Table A4]
e) Multi-year and single year capital appropriations by municipal vote and standard classification and associated funding by source. [Table A5]

2.2. That the budgeted financial position, budgeted cash flows, cash-backed reserves/accumulated surplus, asset management and basic service delivery targets be noted as set-out in the following tables:

a. Budgeted Financial Position; [Table A6]
b. Budgeted Cash Flows; [Table A7]
c. Cash backed reserves and accumulated surplus reconciliation; [Table A8]
d. Asset management; [Table A9]
e. Basic service delivery measurement. [Table A10]

2.3. That the tariffs be increased as follows, with effect from 1 July 2020:

Property rates	5.25%
Water	8.1%
Sanitation	7%
Refuse	7%
Electricity (average increase in electricity income)	6.25%
Environmental Management Fee	0%

a) Indicative tariffs for 2021/22 and 2022/23 will be increased as follows:

	2021/22	**2022/23**
Property rates	5.25%	5.25%
Water	7.1%	7.1%
Sanitation	6.5%	6.5%
Refuse	6.5%	6.5%
Electricity (average increase in electricity income)	6.25%	6.25%
Environmental Management Fee	0%	0%

Drafted by Manager Budget & Treasury:

Mr. S Abrahams: .....

Approved by CFO:

Mr. R Lorgat :.....

Endorsed by Municipal Manager:

Mr. C Du Plessis:.....

Noted by Portfolio Councillor:.....

Table 1 (Summary of main revenue sources)

Description	Current Year 2019/20	2020/21 Medium Term Revenue & Expenditure Framework		
	Adjusted Budget	Budget Year 2020/21	Budget Year 2021/22	Budget Year 2022/23
R thousands				
Revenue By Source				
Property rates	197 292	205 650	216 447	227 810
electricity revenue	274 470	291 625	309 851	329 217
water revenue	75 713	81 846	88 476	95 642
sanitation revenue	50 051	53 555	57 839	62 466
refuse revenue	52 072	54 690	57 891	61 349
Rental of facilities and equipment	4 037	4 083	4 270	4 467
Interest earned - external investments	15 375	13 013	13 612	14 238
Interest earned - outstanding debtors	10 892	6 993	7 482	8 006
Fines, penalties and forfeits	6 397	6 685	6 993	7 314
Licences and permits	19 822	20 714	21 667	22 663
Transfers and subsidies	133 112	144 597	157 310	170 790
Other revenue	7 088	21 540	10 887	11 250
Total Revenue (excluding capital transfers and contributions)	**846 322**	**904 990**	**952 726**	**1 015 213**

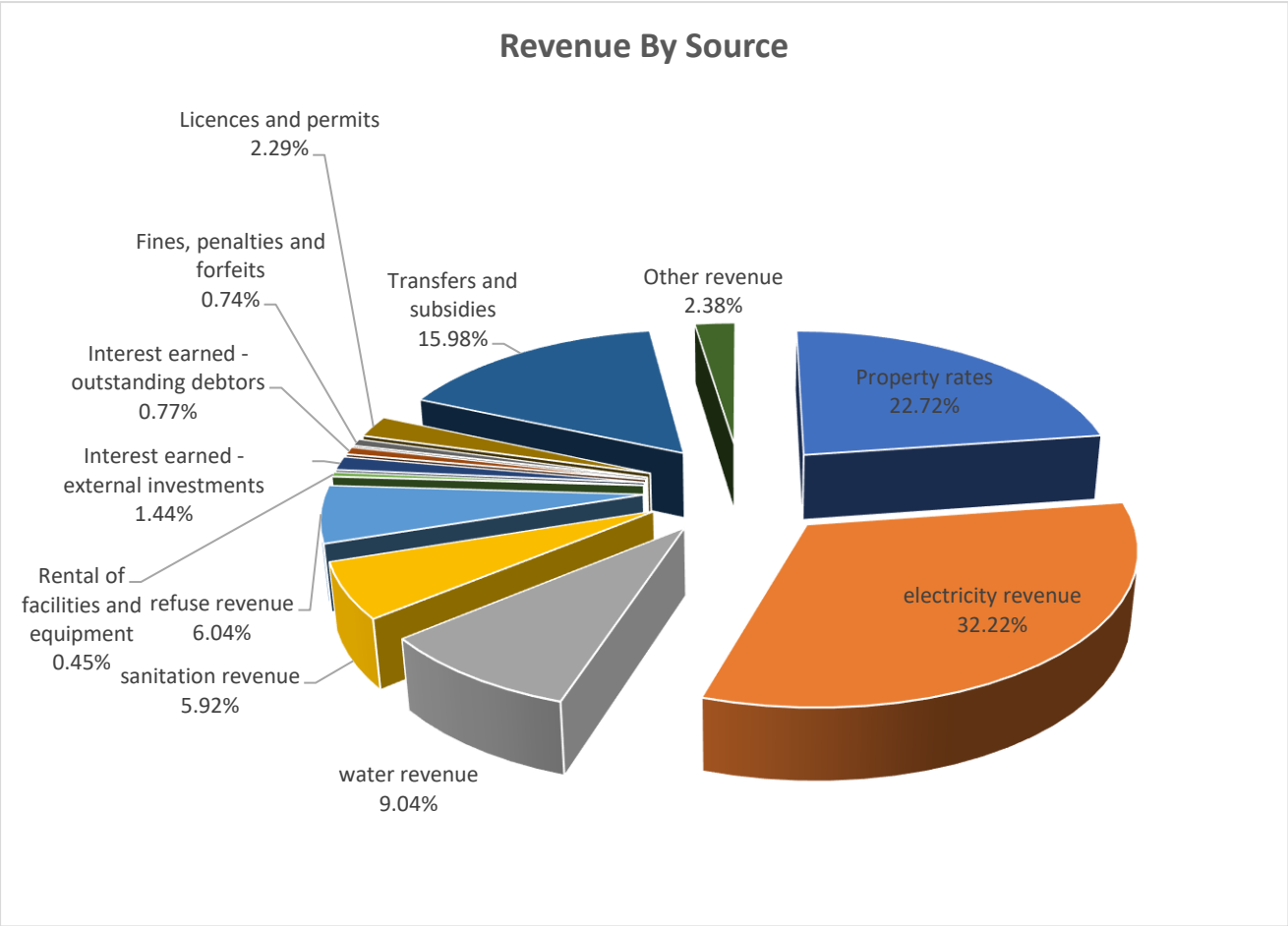
Revenue By Source
Licences and permits 2.29%
Fines, penalties and forfeits 0.74%
Transfers and subsidies 15.98%
Other revenue 2.38%
Interest earned - outstanding debtors 0.77%
Property rates 22.72%
Interest earned - external investments 1.44%
Rental of facilities and equipment 0.45%
refuse revenue 6.04%
electricity revenue 32.22%
sanitation revenue 5.92%
water revenue 9.04%

Table 2 (Summary of operating expenditure by standard classification item)

Description	Current Year 2019/20	2020/21 Medium Term Revenue & Expenditure Framework		
	Adjusted Budget	Budget Year 2020/21	Budget Year 2021/22	Budget Year 2022/23
R thousands				
Expenditure By Type				
Employee related costs	304 894	330 664	338 851	354 438
Remuneration of councillors	13 063	13 651	14 279	14 936
Debt impairment	26 420	89 573	29 519	31 380
Depreciation & asset impairment	85 101	89 271	93 556	98 046
Finance charges	2 201	1 388	716	–
Bulk purchases	271 623	279 744	295 063	320 818
Other materials	32 842	25 059	26 270	31 398
Contracted services	82 327	54 538	56 796	64 166
Transfers and subsidies	250	761	773	946
Other expenditure	106 757	101 631	104 081	109 850
Total Expenditure	**925 477**	**986 278**	**959 904**	**1 025 977**

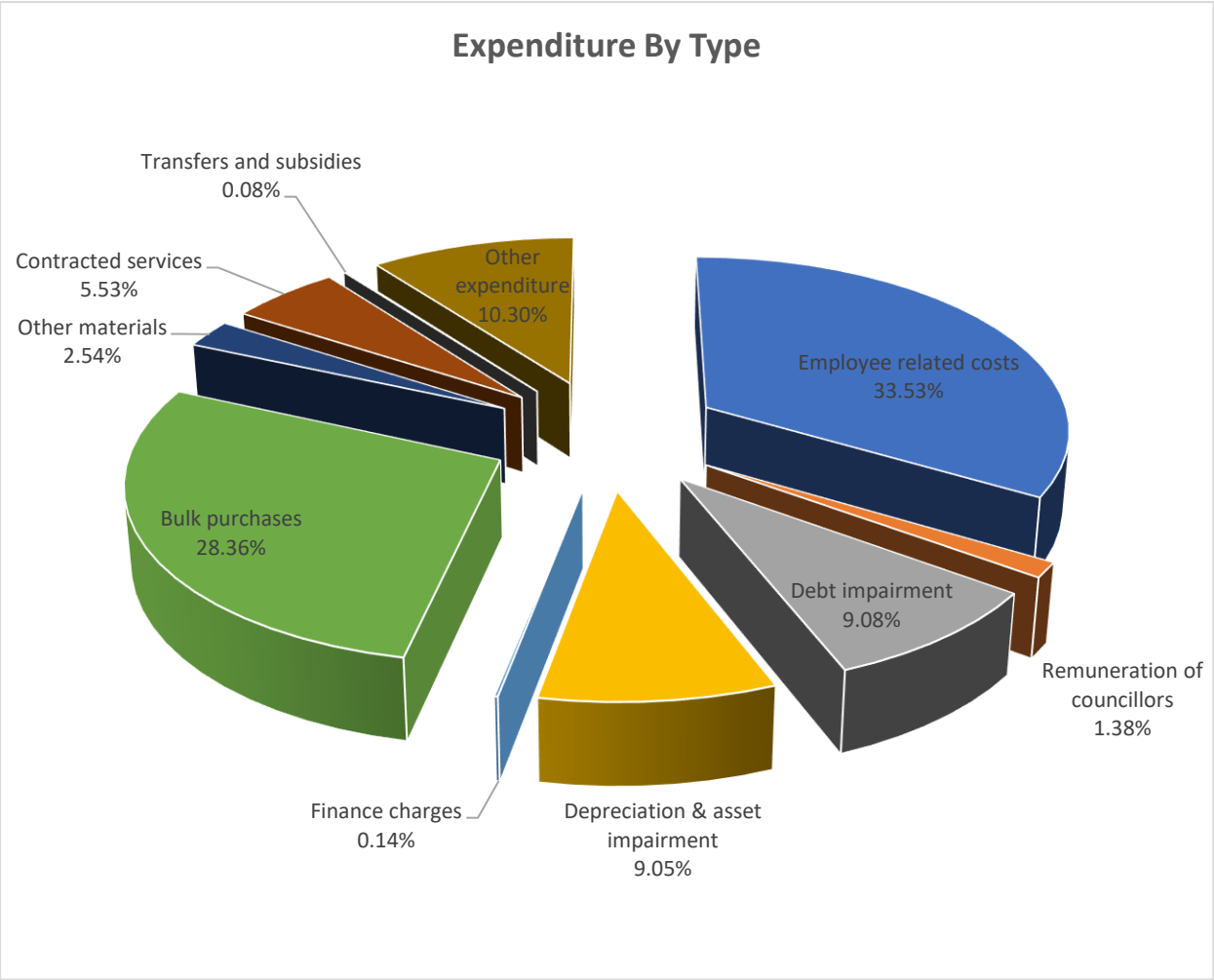
Expenditure By Type
Transfers and subsidies
0.08%
Contracted services
5.53%
Other materials
2.54%
Other
expenditure
10.30%
Employee related costs
33.53%
Bulk purchases
28.36%
Debt impairment
9.08%
Remuneration of
councillors
1.38%
Finance charges
0.14%
Depreciation & asset
impairment
9.05%

Table 3 (Cash Flow Statement)

Description	Current Year 2019/20	2020/21 Medium Term Revenue & Expenditure Framework		
R thousand	**Adjusted Budget**	**Budget Year 2020/21**	**Budget Year 2021/22**	**Budget Year2022/23**
Cash/cash equivalents at the year begin:	**214 228**	**74 455**	**48 229**	**94 544**
Receipts	877 965	853 774	961 537	1 025 005
Payments	(1 017 738)	(880 001)	(915 221)	(970 037)
NET INCREASE/ (DECREASE) IN CASH HELD	(139 773)	(26 227)	46 316	54 968
Cash/cash equivalents at the year end:	**74 455**	**48 229**	**94 544**	**149 512**

Table 4 (Cash Backed Reserves)

Description	Current Year 2019/20	2020/21 Medium Term Revenue & Expenditure Framework		
R thousand	**Adjusted Budget 2019/20**	**Annual Budget 2020/21**	**Annual Budget 2021/22**	**Annual Budget 2022/23**
Cash and investments available				
Cash/cash equivalents at the year end	74 455	48 229	94 544	149 512
Other current investments > 90 days			–	
Non current assets - Investments			–	
Cash and investments available:	**74 455**	**48 229**	**94 544**	**149 512**
Application of cash and investments				
Unspent conditional transfers			–	
Unspent borrowing				
Statutory requirements				
Other working capital requirements	42 920	44 851	46 914	49 072
Other provisions	2 982	3 116	3 260	3 410
Long term investments committed			–	
Reserves to be backed by cash/investments				
Total Application of cash and investments:	**45 902**	**47 967**	**50 174**	**52 482**
Surplus(shortfall)	**28 554**	**261**	**44 370**	**97 030**
Cost Coverage	1.1	**0.7**	**1.3**	**2.0**

Table 4 (Summary of Capital Expenditure)

Project Description	Funding Source	Annual Budget 2020/21	Annual Budget 2021/22	Annual Budget 2022/23
CORPORATE SERVICES				
Biometric Systems	Internal	200 000	209 200	218 823
Computer Equipment	Internal	200 000	-	-
Computer Software and Applications	Internal	50 000	-	-
EDMS	Internal	799 455	-	-
Fencing of municipal buildings	Internal	100 000	100 000	100 000
Electronic Queing System	Internal	-	250 000	-
		1 349 455	**559 200**	**318 823**
EXECUTIVE & COUNCIL				
Computer Equipment	Internal	85 000	150 000	150 000
Furniture and Equipment	Internal	-	100 000	-
Ward Councillors' Capital Projects	Internal	750 000	750 000	750 000
		835 000	**1 000 000**	**900 000**
FINANCE				
Cibex Software	Internal	600 000	600 000	600 000
Computer Equipment	Internal	200 000	-	-
		800 000	**600 000**	**600 000**
INFRASTRUCTURE & ENGINEERING				
Construct emergency overflow pond Koraal Sewer pump station	Internal	2 400 000	-	-
Fencing Kruisfontein waste water treatment plant	Internal	800 000	-	400 000
Fencing Mainsubstation Jeffrey's Bay	Internal	500 000	-	-
Fencing Sea Vista Reservoir	Internal	-	700 000	-
Generator 2	Internal	500 000	-	-
Humansdorp, Kruisfontein and Osean View Electrific	INEP	4 521 739	3 478 261	4 442 609
Machinery and Equipment	Internal	300 000	-	-
New by-pass sewer rising main and pump stations Jbay	Internal	1 500 000	6 000 000	11 000 000
New overheadlines 66kv overheadlines(Jbay to Melk	Internal	1 300 000	1 000 000	-
Patensie Sewage Package Plant	MIG	6 379 942	-	-
Piped Reticulation in St Francis	Internal	-	2 000 000	2 000 000
Repair leaking concrete water tower Paradise Beach	Internal	300 000	2 800 000	-
Replace 250mm Watermain Canal Rd, St Francis	Internal	1 500 000	1 000 000	-
Replace 250mm Watermain Mimosa Str Jbay	Internal	330 000	2 000 000	-
Replace main waterline Sout Rivier bridge crossing St Francis Bay	Internal	1 000 000	5 000 000	-
Retrofit oil circuit breakers Main substation Jeffrey's Bay	Internal	-	800 000	800 000
Saffery Substation	Internal	1 500 000	-	-
Security Cameras & Substation Security	Internal	200 000	1 000 000	-
Sewer pump station level monitoring	Internal	-	-	250 000
Upgrade Centerton sewer pump station	Internal	1 000 000	-	2 000 000
Upgrade Hankey water treatment works	Internal	600 000	5 000 000	9 450 000
Upgrade Loerie sewer pump station	Internal	3 000 000	-	-
Upgrade Sanitation System Old Hankey	MIG	7 902 794	15 652 174	17 036 336
Upgrade sewer rising mains Jbay (La Mer-4A-4B) Prep	Internal	2 100 000	-	-
Upgrading of Gravel Roads in Jeffreys Bay	MIG	7 890 511	8 270 189	8 166 090
Upgrading of Sports Facilities	MIG	3 912 926	4 221 593	4 447 487
		49 437 913	**58 922 218**	**59 992 522**

Project Description	Funding Source	Annual Budget 2020/21	Annual Budget 2021/22	Annual Budget 2022/23
PLANNING, DEVELOPMENT & TOURISM				
Commonage Land Agricultural Support	Internal	-	550 000	1 102 500
Computer Equipment	Internal	30 000	66 150	69 458
Computer Software and Applications	Internal	315 000	330 750	347 288
Furniture and equipment	Internal	-	430 500	452 025
Land acquisition housing projects	Internal	-	500 000	750 000
LED Project: Establishment of Business Support Centre (Ocean View)	Internal	300 000	315 000	330 750
Tourism: Restoration of Fisherman Gravesite	Internal	100 000	105 000	-
Tourism: Upgrading / Renovation of the Phillips Tunnel	Internal	-	105 000	110 250
Vehicles	Internal	400 000	-	-
		1 145 000	**2 402 400**	**3 162 270**
COMMUNITY SERVICES				
Wheelie Bins	MDRG	1 192 000	-	-
Computer Equipment	Internal	30 000	63 000	66 150
Fencing community halls	Internal	750 000	1 050 000	1 102 500
Fencing of Cemeteries	Internal	-	825 000	903 750
Fencing of Yellow Woods	Internal	200 000	210 000	220 500
Furniture and equipment	Internal	-	210 000	220 500
Humansdorp Fire Station , Fencing	Internal	200 000	-	-
Jack Hammer and water pump	Internal	350 000	735 000	771 750
Security Cameras	Internal	750 000	1 000 000	1 000 000
Machinery and Equipment	Internal	278 500	287 425	296 796
skip bins	Internal	200 000	210 000	220 500
Upgrading of Pellsrus, Kabeljous, Cape St Francis	Internal	150 000	165 000	180 750
Vehicles	Internal	1 325 000	1 441 250	1 563 312
Vehicles	DISTR	1 965 100	1 965 100	1 965 100
Spit - St Francis (New)	Internal	2 000 000		
		9 390 600	**8 161 775**	**8 511 608**
CAPITAL BUDGET		**62 957 968**	**71 645 593**	**73 485 223**
Internally generated funds		29 192 955	38 058 275	37 427 601
Transfers recognised - capital		33 765 013	33 587 318	36 057 622
Total		**62 957 968**	**71 645 593**	**73 485 223**

KOUGA MUNICIPALITY (EC108)

SPECIAL COUNCIL MEETING

FINANCE

DATE: 19 JUNE 2020 **ITEM: 20/06/F16**

ADOPTION OF THE PROPOSED PROPERTY RATES TARIFFS FOR THE 2020/21 FINANCIAL YEAR

1. Purpose

The purpose of this report is for Council to consider and approve the proposed property rates tariffs for the 2020/21 financial year.

2. Background

The property rates tariffs have been increased by 5,25%.

In view of the above and to ensure that all property owners are paying rates on an equitable basis, the following tariffs (rounded to the nearest two decimals) and rebates are proposed in line with the Municipal Property Rates Act (MPRA), the Municipality's Rates Policy and By-Laws:

CATEGORY	**Ratios**	**Cent/Rand**	
		Proposed Tariffs for 2020/21	**Current Tariffs 2019/2020**
Residential	1:1	0.8743	0.8307
Industrial/ Mining	1:1.04	0.9093	0.8639
Business / Commercial	1:1.04	0.9093	0.8639
Farms-Agricultural	1:0.25	0.2186	0.2077
Farms-Other Business/Wind Farms and Other Industrial Purposes	1:1.04	0.9093	0.8639
Farms-Residential	1:1	0.8743	0.8307
Farms-Private Towns	1:1	0.8743	0.8307
Smallholding-Agricultural	1:0.25	0.2186	0.2077
State Owned	1:1	0.8743	0.8307
Private Towns	1:1	0.8743	0.8307
Informal and Formal Settlements	1:1	0.8743	0.8307
Multiple Purposes	1:1	0.8743	0.8307
Municipal Property/Land	1:1	0.8743	0.8307
Special Rating Area	1:0:25	0:2186	0:2077

Private Towns (Exempt)	1:1	0.8743	0.8307
Communal Land	1:1	0.8743	0.8307
State Trust Land	1:1	0.8743	0.8307
Restitution and Redistribution Properties	1:1	0.8743	0.8307
Protected Areas	1:1	0.8743	0.8307
National Monuments/ Heritage Sites	1:1	0.8743	0.8307
Public Benefit Organisations	1:1	0.8743	0.8307

3. Recommendation

3.1 That the Council, in terms of Section 30(2) of the Local Government: Municipal Structures Act, Act 117 of 1998 (as amended) and the Local Government: Municipal Property Rates Act, Act 6 of 2004, read in conjunction with the Local Government: Municipal Systems Act, Act 32 of 2000, the Municipality's Rating Policy and with Chapter 4 of the Local Government: Municipal Finance Management Act, Act 56 of 2003, and **by resolution taken by majority of its full number**, levies the following rates in the Rand for the period 1 July 2020 to 30 June 2021, in respect of the various categories of properties as set out below:

CATEGORY	**PROPOSED TARIFFS FOR 2020/21 CENT/RAND**
Residential	0.008743
Industrial / Mining	0.009093
Business / Commercial	0.009093
Farms-Agricultural	0.002186
Farms-Other Business/Wind Farms and Other Industrial Purposes	0.009093
Farms-Residential	0.008743
Farms-Private Towns	0.008743
Smallholding-Agricultural	0.002186
State Owned	0.008743
Municipal	0.008743
Special Rating Area	0.002186
Private Towns	0.008743
Private Towns (Exempt)	0.008743
Formal and Informal Settlements	0.008743
Communal Land	0.008743
State Trust Land	0.008743

Restitution and Redistribution Properties	0.008743
Protected Areas	0.008743
National Monuments/Heritage Sites	0.008743
Public Benefit Organisation	0.008743
Multiple Purposes	0.008743
Public Service Infrastructure (P.S.I.)	0.008743

3.2 That the Council, in terms of Section 30(2) of the Local Government: Municipal Structures Act, Act 117 of 1998 (as amended) and the Local Government: Municipal Property Rates Act, Act 6 of 2004, read in conjunction with the Local Government: Municipal Systems Act, Act 32 of 2000, the Municipality's Rating Policy and with Chapter 4 of the Local Government: Municipal Finance Management Act, Act 56 of 2003, and **by resolution taken by majority of its full number**, grants the following rebates for the period 1 July 2020 to 30 June 2021, in respect of the following categories and owners of properties as set out below:

	Rebates for 2019/20
R15 000 on Residential Properties	R15 000
National Monuments/Heritage Sites	-100%
Provisions of Land Act	- 100%
Communal Property Association	-100%
Protected Areas	-100%
Welfare/Churches/Public Benefit Organisations	-100%
Municipal Properties	-100%
Rebates:	
Private Towns:	-20%
- Kromme River (Suburb 70010)	
- Air Park (Suburb 10001)	
- Gamtoos Mouth (Suburb 90003)	
- Edenglen (Suburb 40004)	
- St Francis Bay Links (Suburb 70009)	
- Marina Martinique (Suburb 40013)	
- Lifestyle Estate (Suburb 40054)	

- Sea View Resort (Suburb 40011)	
R 85 000 on Informal and Formal Settlements	R85 000
R 85 000 for Owners who qualify for Equitable Share	R85 000
R 85 000 for Rate Payer 60 years and older with a household income not more than R15 000.00	R85 000

Item prepared by: Manager Revenue pp

Item approved by: Chief Financial Officer

Item endorsed by the Municipal Manager

Noted by the Portfolio Councillor:

KOUGA MUNICIPALITY (EC108)

SPECIAL COUNCIL MEETING

FINANCE

DATE: 19 JUNE 2020 **ITEM: 20/06/F17**

REVISION OF FEES AND CHARGES FOR THE 2020/21 FINANCIAL YEAR: SPORTS AND RECREATION

1. Purpose

The purpose of this report is to request the approval of the proposed fees and charges for sports and recreational facilities, for the 2020/21 financial year.

2. Background

Directorates, in consultation with the Chief Financial Officer are required to review the fees and charges, at least once a year.

The fees and charges have not been increased as reflected in Annexure 'A'

3. Recommendation

3.1 That the Council, by resolution taken by majority of its full number, and in terms of Sections 30(2) and 93(4) of the Local Government: Municipal Structures Act, Act 117 of 1998 (as amended), read in conjunction with Chapter 4 of the Local Government: Municipal Finance Management Act, Act 56 of 2003, approves the fees and charges for Sports and Recreation, as reflected in **Annexure 'A'**, with effect from 1 July 2020.

Item prepared by: Manager Revenue

Item approved by: Chief Financial Officer

Item endorsed by the Municipal Manager

Noted by the Portfolio Councillor:

ANNEXURE A		R	R	R	
SPORTS AND RECREATION	800				
Sportsfield Rental per day : Music Concerts, Festivals, Sport Tournaments					
Profitable Functions		4,917.00	4,275.33	4,091.23	4.50
Sports Tournaments		2,500.00			**NEW**
Non-Profitable Functions : NGO's, Churches, PO's		1,788.00	1,554.67	1,487.72	4.50
Sports Affiliation per year		447.00	388.67	371.93	4.50
Country Club Tariffs					
Hall only		-	-	704.80	
Side Hall		-	-	412.84	
Hall & Side Hall		-	-	836.84	
Braai Area		-	-	141.33	
Complex		-	-	2,106.98	
Welfare organisations per year		636.00	552.88	529.07	4.50
Deposit					
Damages			1,000.00	1,000.00	0.00

KOUGA MUNICIPALITY (EC108)

SPECIAL COUNCIL MEETING

FINANCE

DATE: 19 JUNE 2020 **ITEM: 20/06/F18**

REVISION OF FEES AND CHARGES FOR 2020/21 FINANCIAL YEAR: NATIONAL TRAFFIC, LICENSING SERVICES AND PROTECTION SERVICES

1. Purpose

The purpose of this report is to request the approval of the proposed fees and charges for National Traffic, Licensing Services and Protection Services for the 2020/21 Financial year.

2. Background

Directorates, in consultation with the Chief Financial Officer are required to review the fees and charges at least once a year. The Traffic and Licensing Services Fees, are gazetted in the Provincial Gazette by the Department of Transport. The fees and charges for Protection Services have been increased on average, by 4,50%. The proposed fees and charges are reflected in Annexure 'B'.

3. Recommendation

3.1 That the Council, by resolution taken by majority of its full number, and in terms of Sections 30(2) and 93(4) of the Local Government: Municipal Structures Act, Act 117 of 1998 (as amended), read in conjunction with Chapter 4 of the Local Government: Municipal Finance Management Act, Act 56 of 2003 approves the fees and charges as reflected in **Annexure 'B'**, with effect from 1 July 2020.

Item prepared by: Manager Revenue

Item approved by: Chief Financial Officer

Item endorsed by the Municipal Manager

Noted by the Portfolio Councillor:

ANNEXURE B SERVICE DESCRIPTION	2020/21 VAT Inclusive R	2020/21 15% Exclusive R	2019/20 15% Exclusive R	% Increase
NATIONAL TRAFFIC (NATIS) 590				
Drivers Licence : Application : Light Vehicle	No VAT	294.00	294.00	
Drivers Licence : Application : Heavy Vehicle	No VAT	345.00	345.00	
Drivers Licence : Temporary	No VAT	96.00	96.00	
Drivers Licence: Issue renewal	No VAT	216.00	216.00	
Duplicate : Learners Licence	No VAT	180.00	180.00	
Duplicate : Registration Certificate	No VAT	642.00	642.00	
Learners Licence : Application	No VAT	213.00	213.00	
Learners Licence : Certificate	No VAT	69.00	69.00	
Instructor Certificate : Application	No VAT	345.00	345.00	
Public Driving Permit : Application	No VAT	108.00	108.00	
Roadworthy Certificate	No VAT	69.00	69.00	
Roadworthy Certificate : Application : Motor Cycles	No VAT	105.00	105.00	
Roadworthy Certificate : Application : Other Vehicle	No VAT	183.00	183.00	
Roadworthy Certificate : Application : Goods Vehicle	No VAT	213.00	213.00	
Roadworthy Certificate : Application : Busses	No VAT	225.00	225.00	
Vehicle Licences (81%)	No VAT	Sundry Amounts	Sundry Amounts	
Vehicle Licences (19%)	No VAT	Sundry Amounts	Sundry Amounts	
Vehicle Registration	No VAT	132.00	132.00	
Vehicle Registration Penalties	No VAT	Sundry Amounts	Sundry Amounts	
Vehicle De-Registration	No VAT	Sundry Amounts	Sundry Amounts	
Temporary Permit	No VAT	105.00	105.00	
Special Permit	No VAT	81.00	81.00	

Disabled Parking Disc	No VAT	111.00	111.00	
RTMC (Transaction Fees)	No VAT	72.00	72.00	
IMPOUNDMENT OF VEHICLES				
First time offenders	2,673.00	2,324.56	2,324.56	0.00
Second time offenders	4,277.00	3,719.31	3,719.31	0.00
Third time offenders	8,554.00	7,438.60	7,438.60	0.00
PROTECTION SERVICES **710**				
Towage fees	Plus VAT	COST +20%	COST +20%	
Storage fees per day (Sold after 3 months)	45.00	39.13	37.45	4.50
Storage fees per day - exceeding 30 days	105.00	90.87	86.96	4.50
Enquiries vehicle accident	166.00	144.20	137.99	4.50
Selling of Vehicles on a site approved by Council (Per Day)	89.00	77.25	73.92	4.50
Traffic Assistance				
Events (Per Hour)	354.00	307.96	294.70	4.50
Funerals (Flat Rate)	621.00	539.70	516.46	4.50

KOUGA MUNICIPALITY (EC108)

SPECIAL COUNCIL MEETING

FINANCE

DATE: 19 JUNE 2020 **ITEM: 20/06/F19**

REVISION OF FEES AND CHARGES FOR THE 2020/21 FINANCIAL YEAR: FIRE FIGHTING SERVICES

1. Purpose

The purpose of this report is to request the approval of the proposed fees and charges for firefighting services, for the 2020/21 financial year.

2. Background

Directorates, in consultation with the Chief Financial Officer are required to review fees and charges, at least once a year. The fees and charges have been increased on average, by 4,50%. The proposed fees and charges are reflected in Annexure 'C'.

3. Recommendation

3.1 That the Council, by resolution taken by majority of its full number, and in terms of Sections 30(2) and 93(4) of the Local Government : Municipal Structures Act, Act 117 of 1998 (as amended), read in conjunction with Chapter 4 of the Local Government: Municipal Finance Management Act, Act 56 of 2003, approves the fees and charges for Fire Fighting Services as reflected in **Annexure 'C'**, with effect from 1 July 2020.

Item prepared by: Manager Revenue

Item approved by: Chief Financial Officer

Item endorsed by the Municipal Manager

Noted by the Portfolio Councillor:

ANNEXURE C	2020/21	2020/21	2019/20	%
SERVICE DESCRIPTION	VAT Inclusive R	15% Exclusive R	15% Exclusive R	Increase
FIRE FIGHTING SERVICES 230				
Fires				
Major Spillages road or rail				
Vegetation fires				
Tariffs per hour or part thereof				
Major appliance (inclusive of manpower)				
Rescue pumps/Aerial appliance	1,959.00	1,703.57	1,630.21	4.50
Auxiliary appliance (Inclusive of manpower)				
Off-Road, light/heavy rescue, hazmat units	888.00	772.47	739.21	4.50
Service vehicles (Inclusive of manpower)				
LDV's and transporters	513.00	445.97	426.77	4.50
Trailers & units (inclusive of manpower)				
Fuel/hydrant trailer, BA trailer and command unit	259.00	225.57	215.85	4.50
Personnel charges (cost if additional personnel required)				
Senior Officer	513.00	445.97	426.77	4.50
Officers	259.00	225.57	215.85	4.50
Fire Fighters	133.00	115.36	110.39	4.50
Humanitarian calls				

Motor vehicle accidents	No charge	No charge	No charge	
Rescues	No charge	No charge	No charge	
Service rendered outside area of jurisdiction				
Tariffs per hour or part thereof				
Major appliance (inclusive of manpower)				
Rescue pumps/Aerial appliance	3,918.00	3,407.14	3,260.42	4.50
Auxiliary appliance (Inclusive of manpower)				
Off-Road, light/heavy rescue, hazmat units	1,776.00	1,544.95	1,478.42	4.50
Service vehicles (Inclusive of manpower)				
LDV's and transporters	1,026.00	891.95	853.54	4.50
Trailers & units (inclusive of manpower)				
Fuel/hydrant trailer, BA trailer and command unit	518.00	451.13	431.70	4.50
Personnel charges (cost if additional personnel required)				
Senior Officer	1,026.00	891.95	853.54	4.50
Officers	518.00	451.14	431.71	4.50
Fire Fighters	266.00	230.72	220.79	4.50
Standby duties				
Water jets (65mm hose)	412.00	358.42	342.99	4.50
Monitoring of incidents				
Tariffs per hour or part thereof				
Major appliance (inclusive of manpower)				
Rescue pumps/Aerial appliance	979.50	851.78	815.10	4.50
Auxiliary appliance (Inclusive of manpower)				

Off-Road, light/heavy rescue, hazmat units	444.00	386.23	369.60	4.50
Service vehicles (Inclusive of manpower)				
LDV's and transporters	256.50	222.99	213.38	4.50
Trailers & units (inclusive of manpower)				
Fuel/hydrant trailer, BA trailer and command unit	129.50	112.77	107.92	4.50
Personnel charges (cost if additional personnel required)				
Senior Officer	256.50	222.99	213.38	4.50
Officers	129.50	112.77	107.92	4.50
Fire Fighters	66.50	57.49	55.01	4.50
Service rendered outside area of jurisdiction				
Tariffs per hour or part thereof				
Major appliance (inclusive of manpower)				
Rescue pumps/Aerial appliance	1,959.00	1,703.57	1,630.21	4.50
Auxiliary appliance (Inclusive of manpower)				
Off-Road, light/heavy rescue, hazmat units	888.00	772.47	739.21	4.50
Service vehicles (Inclusive of manpower)				
LDV's and transporters	513.00	445.97	426.77	4.50
Trailers & units (inclusive of manpower)				
Fuel/hydrant trailer, BA trailer and command unit	259.00	225.57	215.85	4.50
Personnel charges (cost if additional personnel required)				
Senior Officer	513.00	445.97	426.77	4.50
Officers	259.00	225.57	215.85	4.50

Fire Fighters	133.00	115.36	110.39	4.50
Other				
Certified copy of incident report	156.00	135.96	130.10	4.50
Population certificate	248.00	238.88	228.59	4.50
Training Attendance of training courses held under the auspices of the Fire and Emergency Services				
Per person per day	499.00	433.62	414.95	4.50
Per person per half day or part thereof	259.00	225.57	215.85	4.50
Re-issue Certificates	133.00	115.36	110.39	4.50
Fire prevention tariff per hour or part thereof				
Renewal of licence to store petroleum/liquified petroleum gas	336.00	292.51	279.91	4.50
Approval of LPG installation plans	336.00	292.51	279.91	4.50
Approval of petroleum storage plans	336.00	292.51	279.91	4.50
Approval of bulk storage hazardous installation	958.00	833.24	797.36	4.50
Inspections	958.00	833.24	797.36	4.50
Survey	958.00	833.24	797.36	4.50
Certification of premises	336.00	292.51	279.91	4.50
Issuing of control burning permits	336.00	292.51	279.91	4.50
Investigation	958.00	833.24	797.36	4.50
Lectures/evacuation drills	958.00	833.24	797.36	4.50

Issuing of certificate of competency	958.00	833.24	797.36	4.50
Public education	No charge	No charge	No charge	
Approval of rational designs	336.00	292.51	279.91	4.50
Approval of major hazardous installation reports	336.00	292.51	279.91	4.50

KOUGA MUNICIPALITY (EC108)

SPECIAL COUNCIL MEETING

FINANCE

DATE: 19 JUNE 2020 **ITEM: 20/06/F20**

REVISION OF FEES AND CHARGES FOR THE HIRING OF MUNICIPAL FACILITIES: 2020/21 FINANCIAL YEAR

1. Purpose

The purpose of this report is to request the approval of the proposed fees and charges for the hiring of municipal facilities for the 2020/21 financial year.

2. Background

Directorates, in consultation with the Chief Financial Officer, are required to review fees and charges, at least once a year.

The fees and charges for the hiring of Municipal Facilities have been increased, with 4,50%. The fees and charges for Caravan Parks, have been increased between 0,00% to 4,50%, with boat registration fees being increased between 7% - 30% on average, as reflected in Annexure 'D'.

3. Recommendation

3.1 That the Council, by resolution taken by majority of its full number and in terms of Section 30(2) and 93(4) of the Local Government: Municipal Structures Act, Act 117 of 1998 (as amended), read in conjunction with Chapter 4 of the Local Government: Municipal Financial Management Act, Act 56 of 2003 approves the fees and charges for the hiring of Municipal Facilities, as reflected in **Annexure 'D'**, with effect from 1 July 2020.



ANNEXURE D SERVICE DESCRIPTION	2020/21 VAT Inclusive R	2020/21 15% Exclusive R	2019/20 15% Exclusive R	% Increase
BUILDINGS & PROPERTIES 070				
Rental : Halls & Facilities				
LARGE HALLS				
Hankey Vusumsi Landu Hall				
Humansdorp Country Club Hall				
Kruisfontein Civic Centre				
Jeffreys Bay Newton Hall				
Patensie Community Hall				
Thornhill Katrien Felix Hall				
Deposit				
Damages		1,045.00	1,000.00	4.50
Church Gathering (per 2 hr)	206.00	178.78	171.08	4.50
Concert (Non-Drinking Function)	639.00	555.79	531.86	4.50
Concert Practice	135.00	117.57	112.51	4.50
Conferences (per day)	805.00	699.60	669.47	4.50
Dance and Disco (Drinking Functions)	1,349.00	1,172.80	1,122.30	4.50
Fetes / Bazaars	348.00	302.19	289.18	4.50
Funeral (per 2 hr)	206.00	178.78	171.08	4.50
Kitchen Rental	464.00	403.25	385.88	4.50
Meetings (Non-Political)	464.00	403.25	385.88	4.50
Meetings (Political)	902.00	784.13	750.36	4.50
School Functions	348.00	302.19	289.18	4.50
Service Organisations : Social Clubs / Presentations	156.00	136.04	130.18	4.50
Special Events (Decorations)	346.00	301.22	288.25	4.50
Special Events : Anniversaries / Birthdays / Gala Evenings / Kitchen Parties/Weddings	824.00	716.12	685.28	4.50
Sport and Recreation (per day)	568.00	493.91	473.04	4.50
Welfare organisation per year	635.00	552.17	528.70	4.50

MEDIUM HALLS **Andrieskraal Hall** **Weston Hall** **Kwanomzamo Hall** **Aston Bay Hall** **Pellsrus Hall** **Loerie Hall** **Sea Vista Hall**				
Deposit Damages		1,045.00	1,000.00	4.50
Church Gathering (per 2 hr)	144.00	124.37	119.02	4.50
Concert (Non-Drinking Function)	398.00	345.91	331.02	4.50
Concert Practice	91.00	78.70	75.31	4.50
Conferences (per day)	538.00	467.37	447.25	4.50
Dance and Disco (Drinking Functions)	818.00	711.27	680.64	4.50
Fetes / Bazaars	228.00	198.22	189.69	4.50
Funeral (per 2 hr)	144.00	124.37	119.02	4.50
Kitchen Rental	413.00	358.54	343.10	4.50
Meetings (Non-Political)	306.00	265.26	253.84	4.50
Meetings (Political)	464.00	403.25	385.88	4.50
School Functions	144.00	124.37	119.02	4.50
Service Organisations : Social Clubs / Presentations	85.00	73.85	70.67	4.50
Special Events (Decorations)	228.00	198.22	189.69	4.50
Special Events : Anniversaries / Birthdays / Gala Evenings / Kitchen Parties/Weddings	413.00	358.54	343.10	4.50
Welfare organisation per year	317.50	276.09	264.35	4.50
Sport and Recreation (per day)	284.00	246.96	236.52	4.50
SMALL HALLS **Tokyo Sexwale Sportsfield Hall** **Pellsrus Caravan Park Hall** **Patensie Sportsfield Hall** **Thornhill Clubhouse**				
Deposit Damages		214.00	204.00	4.50

Church Gathering (per 2 hr)	68.00	59.27	56.72	4.50
Concert (Non-Drinking Function)	171.00	148.66	142.26	4.50
Concert Practice	46.00	39.83	38.12	4.50
Conferences (per day)	269.00	234.17	224.08	4.50
Dance and Disco (Drinking Functions)	569.00	494.58	473.28	4.50
Fetes / Bazaars	171.00	148.66	142.26	4.50
Funeral (per 2 hr)	68.00	59.27	56.72	4.50
Kitchen Rental	152.00	132.15	126.46	4.50
Meetings (Non-Political)	130.00	112.71	107.86	4.50
Meetings (Political)	193.00	168.09	160.86	4.50
School Functions	91.00	78.70	75.31	4.50
Service Organisations : Social Clubs / Presentations	48.00	41.78	39.98	4.50
Special Events (Decorations)	143.00	124.37	119.02	4.50
Special Events : Anniversaries / Birthdays / Gala Evenings / Kitchen Parties/Weddings	283.00	245.83	235.25	4.50
Sport and Recreation (per day)	142.00	123.48	118.26	4.50
Welfare organisation per year	158.75	138.04	132.17	4.50
Other				
Encroachment Fees	Plus VAT	Sundry Amounts	Sundry Amounts	
Rental : Commonage	Plus VAT	Sundry Amounts	Sundry Amounts	
Rental : Municipal Houses	Plus VAT	Sundry Amounts	Sundry Amounts	
Rental : Quarry	Plus VAT	Sundry Amounts	Sundry Amounts	
Rental : Sundry	Plus VAT	Sundry Amounts	Sundry Amounts	
CARAVAN PARKS & CAMPING SITES 100				
This tariff is applicable for all Caravan Parks/Camping Sites within the Kouga Jurisdictional Area				
IN SEASON **In Season includes December/January and March/April School Holidays.** **All Tariffs are per day and include 4 persons per site, and 1 Vehicle.** **Additional Costs are payable per person for more than 4 persons, and per vehicle for more than 1 vehicle**				
CARAVAN PARKS				

Stand with Electricity	505.00	439.13	439.13	0.00
Stand without Electricity	365.00	317.39	317.39	0.00
Fee per Additional Vehicle	71.00	61.74	61.74	0.00
Fee per Additional Person	71.00	61.74	61.74	0.00
Caravan Clubs (10% Discount on Normal Tariffs) **More than 10 Caravans, Maximum of 40** **More than 40 Caravans only May - November**				
Stand with Electricity	454.50	395.22	395.22	0.00
Stand without Electricity	328.50	285.65	285.65	0.00
Fee per Additional Car	63.90	55.57	55.57	0.00
Fee per Additional Person	63.90	55.57	55.57	0.00
RONDAWELS / CHALETS				
Damage Deposit	836.00	836.00	800.00	4.50
Rondawels				
2 Bed	381.00	331.58	317.31	0.00
4 Bed	528.00	458.89	439.13	0.00
Chalets				
1 Bedroom	528.00	459.12	439.35	0.00
2 Bedroom	821.00	714.18	683.43	0.00
CAMPING				
Stand with Electricity	505.00	439.13	439.13	0.00
Stand without Electricity	365.00	317.39	317.39	0.00
Fee per Additional Vehicle	71.00	61.74	61.74	0.00
Fee per Additional Person	71.00	61.74	61.74	0.00
OTHER Day Visitors Entrance Fee				
Per Vehicle (for 2 persons) per day	71.00	61.74	61.74	0.00
Per Person more than 2 per day	71.00	61.74	61.74	0.00
Beach Service Team				
Per Vehicle (for 2 persons) per day	56.80	49.39	49.39	0.00
Per Person more than 2 per day	56.80	49.39	49.39	0.00
OUT OF SEASON (50% of In-Season Tariffs)				

All Tariffs are per day and include 4 persons per site, and 1 Vehicle. **Additional Costs are payable per person for more than 4 persons, and per vehicle for more than 1 vehicle** **Discount of 30% will be allowed to pensioners out of season.** **CARAVAN PARKS**				
Stand with Electricity	252.50	219.57	219.57	0.00
Stand without Electricity	182.50	158.70	158.70	0.00
Fee per Additional Vehicle	35.50	30.87	30.87	0.00
Fee per Additional Person	35.50	30.87	30.87	0.00
Caravan Clubs (30% Discount on Normal Tariffs) **More than 10 Caravans, Maximum of 40** **More than 40 Caravans only May - November**				
Stand with Electricity	227.25	197.61	197.61	0.00
Stand without Electricity	164.25	142.83	142.83	0.00
Fee per Additional Vehicle	31.95	27.78	27.78	0.00
Fee per Additional Person	31.95	27.78	27.78	0.00
RONDAWELS / CHALETS				
Damage Deposit	836.00	836.00	800.00	4.50
Rondawels				
2 Bed	190.50	165.65	158.70	4.50
4 Bed	264.00	229.57	219.57	4.50
Chalets				
1 Bedroom	264.00	229.57	219.57	4.50
2 Bedroom	410.50	356.96	341.74	4.50
Monthly Tariff **Not Applicable In Season (Normal Tariffs Apply)** **Additional Persons pay full tariff per day** **Additional Vehicles pay full tariff per day** **Up to 31 Days and not more than 90 days** Chalets				
1 Bedroom only 3 people per chalet and 1 vehicle	3,135.00	2,726.09	2,608.70	4.50
2 Bedroom only 5 people per chalet and 1 vehicle	3,658.00	3,180.43	3,043.48	4.50
CAMPING				

Stand with Electricity	252.50	219.57	219.57	0.00
Stand without Electricity	182.50	158.70	158.70	0.00
Fee per Additional Vehicle	35.50	30.87	30.87	0.00
Fee per Additional Person	35.50	30.87	30.87	0.00
OTHER				
Day Visitors Entrance Fee				
Per Vehicle	35.50	30.87	30.87	0.00
Per Person	35.50	30.87	30.87	0.00
Beach Service Team				
Per Vehicle	28.40	24.70	24.70	0.00
Per Person	28.40	24.70	24.70	0.00
Monthly Tariff **Not Applicable In Season (Normal Tariffs Apply)** **Tariff includes 4 persons per site, and 1 Vehicle.** **Additional Persons pay full tariff per day** **Additional Vehicles pay full tariff per day**				
Up to 30 Days	3,222.00	2,801.60	2,680.96	4.50
Longer than 30 Days	2,090.00	1,817.02	1,738.77	4.50
NATURE CONSERVATION 600				
GAMTOOS RIVER MOUTH NATURE RESERVE				
Camping/Caravan Sites				
Max 6 persons p/day	110.00	95.67	95.67	0.00
Extra per person per day	29.00	25.39	25.39	0.00
Once off entrance fee	68.00	59.56	59.56	0.00
Entrance Fees				
Entrance fee	68.00	59.56	59.56	0.00
Gamtoos Mouth Home-Owners Annual Entrance Fee	299.00	259.70	259.70	0.00
Pedestrians per person or more than 6 persons per vehicle (per person)	29.00	25.39	25.39	0.00
LOERIEDAM NATURE RESERVE				
Day Visitors	29.00	25.39	25.39	0.00
Rentals				

Field study centre : per person per night	134.00	116.23	116.23	0.00
Robinson's camp : per person per day	37.00	32.54	32.54	0.00
Robinson's camp : per person per night	86.00	74.39	74.39	0.00
Education courses				
per person per course (exclude first two teachers)	65.00	56.72	56.72	0.00
per pupil per weekend	86.00	74.39	74.39	0.00
BOAT REGISTRATION FEES (River Licenses)				
Pleasure boats				
Per annum				
Multi River (Kromme, Gamtoos)	580.00	504.60	471.59	7.00
Single river	350.00	304.09	285.53	6.50
Renewable on 1 January each year				
Multi River (Kromme, Gamtoos)	410.00	356.37	330.31	7.89
Single river	265.00	230.17	213.91	7.60
Launch site Boat Permit Fee				
Per annum	-	-	947.16	-100.00
Per day	-	-	65.22	-100.00
Per 7 days	175.00	152.05	140.14	8.50
River Permits (Kromme Joint River Committee) The sliding scale is to encourage smaller boats and engines, and to discourage bigger vessels If there are multiple engines on a boat, the fee will be based on the total engine capacity				
Recreational Vessels (per annum)				
Up to 15hp	100.00	86.91	77.60	12.00
16 - 120hp	370.00	321.48	273.60	17.50
Greater than 120hp	750.00	652.20	533.28	22.30
Commercial Vessels (per annum)				
Up to 15hp	210.00	182.52	155.20	12.00
16 - 120hp	750.00	652.61	547.21	17.50
Greater than 120hp	1,470.00	1,278.31	1,066.56	22.30

KOUGA MUNICIPALITY (EC108)

SPECIAL COUNCIL MEETING

FINANCE

DATE: 19 JUNE 2020 **ITEM: 20/06/F21**

COMMUNITY SERVICES DIRECTORATE: REVISION OF TARIFFS, FEES AND CHARGES FOR THE 2020/21 FINANCIAL YEAR

1. Purpose

The purpose of this report is to request approval of the proposed tariffs, fees and charges for the 2020/21 financial year.

2. Background

Directorates, in consultation with the Chief Financial Officer are required to review fees and charges, at least once a year.

The tariffs, fees and charges have been reviewed as reflected in Annexure 'E'.

3. Recommendation

3.1 That the Council, by resolution taken by majority of its full number, and in terms of Sections 30(2) and 93(4) of the Local Government: Municipal Structures Act, Act 117 of 1998 (as amended), read in conjunction with Chapter 4 of the Local Government: Municipal Finance Management Act, Act 56 of 2003, adopts the proposed tariffs, fees and charges for the Community Services Directorate, reflected as reflected in **Annexure 'E',** with effect from 1 July 2020.

Item prepared by: Manager Revenue

Item approved by: Chief Financial Officer

Item endorsed by the Municipal Manager

Noted by the Portfolio Councillor:

ANNEXURE E	2020/21	2020/21	2019/20	%
SERVICE DESCRIPTION	VAT Incl R	15% Exclusive R	15% Exclusive R	Increase
CEMETERIES 110				
This tariff is applicable for all Cemeteries within the Kouga Jurisdictional Area				
Adult graves				
Grave Plot	499.00	434.02	434.02	0.00
Dig & Fill Grave	800.00	695.61	945.64	-26.44
Dig Grave	951.00	826.89	791.28	4.50
Fill Grave	321.00	278.86	266.86	4.50
Reinter & Fill Grave	898.00	781.22	747.58	4.50
Extra Depth	207.00	179.76	172.02	4.50
Children graves				
Grave Plot	300.00	260.89	434.02	-39.89
Dig & Fill Grave	600.00	521.75	627.64	-16.87
Dig Grave	631.00	548.99	525.35	4.50
Fill Grave	212.00	184.62	176.67	4.50
Reinter & Fill Grave	594.00	516.93	494.67	4.50
Other				
Niche	133.00	115.63	110.65	4.50
Tombstone Application	259.00	225.43	215.72	4.50
Wall of Remembrance	311.00	270.12	258.49	4.50
Kerbing				
Barrier Stones per metre	358.00	310.93	297.54	4.50
Roll Over Stones per metre	264.00	229.32	219.44	4.50
ENVIRONMENTAL HEALTH 210				
APPLICATION FEES				

Business Licence	84.00	72.93	69.79	4.50
Traditional Slaughtering	141.00	122.57	117.29	4.50
Exhumations	2,198.00	1,910.58	1,828.31	4.50
CERTIFICATES				
Certificate of Acceptability/Competence	178.00	154.50	147.84	4.50
Condemnation Certificate	178.00	154.50	147.84	4.50
Health Certificate	178.00	154.49	147.84	4.50
HAWKERS STANDS PER MONTH				
Arts & Crafts	107.00	92.70	88.71	4.50
Fruit & Vegetables	160.00	139.05	133.06	4.50
Clothing Jewellery, etc	364.00	316.20	302.59	4.50
2nd Hand goods	160.00	139.05	133.06	4.50
SEASONAL HAWKERS STAND PER DAY				
Arts & Crafts	91.00	78.28	74.91	4.50
Fruit & Vegetables	152.00	131.84	126.16	4.50
Clothing Jewellery, etc	91.00	78.28	74.91	4.50
2nd Hand goods	91.00	78.28	74.91	4.50
Food stalls	267.00	231.59	221.61	4.50
ENVIRONMENTAL MANAGEMENT FEE 731				
Undeveloped erven	548.00	476.41	476.41	0.00
Domestic				
Households	46.00	39.71	39.71	0.00
Free Basic Services to Registered Indigent Consumers	-46.00	-39.71	-39.71	0.00
Multi Dwelling Units (per Unit)	46.00	39.70	39.70	0.00
Skips	220.00	191.19	191.19	0.00

Commercial				
Small	403.00	349.99	349.99	0.00
Medium	532.00	461.78	461.78	0.00
Medium (3 Removals)	677.00	588.19	588.19	0.00
Large	861.00	748.04	748.04	0.00
Skips	861.00	748.04	748.04	0.00
LIBRARY 500				
This tariff is applicable for all Libraries within the Kouga Jurisdictional Area				
Lost				
Books				
Note that this amount is determined by the value of the actual item	Plus VAT	Sundry Amounts	Sundry Amounts	
Fines				
Books				
Per day	0.35	0.31	0.30	4.50
3 Months or Longer	144.00	125.38	119.98	4.50
Photo copies				
Black				
A3	2.00	1.36	1.30	4.50
A4	1.00	0.91	0.87	4.50
Colour				
A3	18.00	15.31	14.65	4.50
A4	6.00	5.11	4.89	4.50
Other				
Visitors Administration Fee	22.00	19.39	18.55	4.50
Duplicate Membership Cards	22.00	19.39	18.55	4.50
Third replacement of cards	42.00	36.52	34.78	4.50
More than 3 replacement of Cards	63.00	54.78	52.17	4.50
Deposit				
Per Book (Visitors)	104.00	104.00	99.00	4.50

PARKS AND OPEN SPACES 680				
Cleaning of plots : Grass only (per m²)	4.00	3.88	3.71	4.50
: Lightly overgrown (per m²)	9.00	7.78	7.44	4.50
: Medium overgrown (per m²)	16.00	13.60	13.02	4.50
: Heavily overgrown (per m²)	27.00	23.33	22.32	4.50
Removal of branches & rubble per load not greater than 9 cubic metre	2,330.00	2,026.22	1,938.97	4.50
POUND 710				
Sustenance Fees -per day				
Horses, Cattle & Pigs	171.00	148.96	142.54	4.50
Sheep & Goats	82.00	70.93	67.88	4.50
Delivery Fee/km	37.00	32.17	30.79	4.50
Trespass - per day				
Horses, cattle, pigs (minimum)	350.00	304.03	290.94	4.50
Sheep, goats (minimum)	350.00	304.03	290.94	4.50
Pound fees per day				
Horses, cattle, ostriches & pigs per head	104.00	90.80	86.89	4.50
Goats and sheep per head	29.00	25.51	24.41	4.50
REFUSE 730				
REMOVAL				
Domestic				
Households	210.00	182.99	171.02	7.00
Free Basic Services to Registered Indigent Consumers	-210.00	-182.99	-171.02	-7.00
Multi Dwelling Units (per Unit)	159.00	137.89	128.87	7.00

Skips	2,911.00	2,531.30	2,366.09	7.00
Skips at Old Age Homes (per removal)	1,946.00	1,692.17	1,581.74	7.00
- **Commercial**				
Small	210.00	182.99	171.02	7.00
Medium	419.00	364.69	340.83	7.00
Medium (3 Removals)	1,049.00	912.37	852.69	7.00
Large	2,097.00	1,823.46	1,704.17	7.00
Skips	1,946.00	1,692.17	1,581.74	7.00
WASTE DISPOSAL - WEIGHBRIDGE - Domestic and General Waste				
Domestic and General Waste above 800kg	-	-	-	
Business Waste	-	-	-	
Industrial Waste	-	-	-	
Clean Compost				
Clean Compost above 100kg	-	-	-	
Mixed General and Garden Waste	-	-	-	
Rubble/Rock/Concrete per ton	-	-	-	
Clean Rubble and Soil				
Material suitable for use as Cover and Sorted Recyclables				
- **SUNDRY CHARGES / REMOVALS** -				
240 Litre Wheely-bin	535.00	465.23	434.79	7.00
Condemnation - removal and disposal of food, animals, etc	1,885.00	1,639.18	1,531.94	7.00
Augmentation Fees				
Refuse	3,905.00	3,395.98	3,173.81	7.00
WATERWAYS 990				

Licence Fees per Annum				
Non Riparian Levy Owners	1,866.00	1,622.60	1,448.60	12.01
(Riparian Levy Owners first boat free)				
Riparian Levy Owners (for boats in addition to first free boat)	1,642.00	1,427.83	1,360.42	4.96
Commercial Operators	4,028.00	3,502.61	2,895.17	20.98
Riparian Commercial Operators	3,283.00	2,854.78	2,719.13	4.99
Moorings				
Permanent Moorings				
Annually	7,177.00	6,240.87	6,241.05	-0.01
Bi-Annually	5,265.00	4,578.26	4,161.66	10.01
Non Permanent Moorings				
Monthly	3,001.00	2,609.57	2,174.91	19.99
Riparian Levy				
Per Annum	4,380.00	3,808.70	2,935.52	29.75
(Riparian Levy Owners first boat licence free)	-1,866.00	-1,622.60	-1,448.60	-29.75
Sundry Income	Plus VAT	Sundry Amounts	Sundry Amounts	
Temporary Permits				
One Day	200.00	173.91	151.32	14.93
Two to Seven Days	1,300.00	1,130.43	982.55	15.05

KOUGA MUNICIPALITY (EC108)

SPECIAL COUNCIL MEETING

FINANCE

DATE: 19 JUNE 2020 **ITEM: 20/06/F22**

PROPOSED WATER AND SANITATION TARIFF INCREASES FOR 2019/20 FINANCIAL YEAR

1. Purpose

The purpose of this report is to request approval for the proposed tariff increases for the Water and Sanitation Services for the 2020/21 financial year.

A. Water Tariff, Fees and Charges

2. Background

Factors that were taken into account in determining the required increases for 2020/21, were the following:

- Tariff increases should be sufficient to support the budget.
- Fees and charges should be cost reflective.
- The tariff increase imposed by the Nelson Mandela Bay Metropolitan Municipality, as the municipality purchases water from the Metro.

It is thus recommended that the proposed water tariffs, fees and charges for 2020/21 be increased by 8,10 %.

It is to be noted that the bulk water tariff charged by the Nelson Mandela Bay Metro to the Kouga Municipality, has increased from R7.31 in the 2020/21 financial year to R7.91 (excluding VAT) per kilolitre.

B. Sewerage Tariffs, Fees and Charges

3. Background

Factors that were taken into account in determining the required tariff increases for 2020/21 were the following:

- Tariff increases should be sufficient to support the budget.
- Fees and charges should be cost reflective.

It is thus recommended that the proposed sewerage tariffs, fees and charges be increased by 7%.

4. Recommendation

4.1 That the Council, by resolution taken by majority of its full number, and in terms of Sections 30(2) and 93(4) of the Local Government: Municipal Structures Act, Act 117 of 1998 (as amended), read in conjunction with Chapter 4 of the Local Government: Municipal Finance Management Act, Act 56 of 2003 approves

the tariffs, fees and charges in respect of Water and Sanitation Services under the control of the Municipality's Infrastructure & Engineering Directorate as reflected in **Annexure 'F'**, with effect from 1 July 2020.



ANNEXURE F	2020/21	2020/21	2019/20	%
SERVICE DESCRIPTION	VAT Inclusive	15% Exclusive	15% Exclusive	Increase
	R	R	R	
PUBLIC WORKS 720				
Augmentation Fees				
Roads and Storm Water	6,344.00	5,516.49	5,278.94	4.50
SANITATION 750				
CHARGE (MONTHLY)				
Buckets	166.00	144.40	134.95	7.00
Free Basic Services to Registered Indigent Consumers	-166.00	-144.40	-134.95	-7.00
SEWERAGE 780				
The sewerage charges are calculated on two main components per erf.				

The first portion is based on a fixed cost for each erf and the second portion is based on actual measured water consumption (hydraulic portion) for an erf.

Fixed Charge

The Fixed Charge provides for costs on the sewerage operating budget such as charges for capital loan and interest payments and provision for a capital reserve fund. This cost is indicative of the installation /construction, rehabilitation and eventual replacement cost of the infrastructure. The cost is fixed for every property which has access to the municipal sewerage system irrespective of the property being vacant (no buildings) or, if the property uses the existing system, including the suction tanker service.

The fixed cost component is therefore payable irrespective of the service being used by the consumer or not, therefore this charge willl effectively replace the current "Availability Fee".

The fixed charged per erf is based on the sewage conveyance and treatment cost for an average monthly water consumption per erf which is exceeded by 80% of consumers in the particular category.

Hydraulic Charge

The proposed tariff will also obviate anomalies which exist currently whereby owners of properties in some consumer categories are heavily subsidising users in other categories. With the present tariff in certain instances domestic consumers are also subsidising commercial consumers.

The tariff will uniformly apply to all categories of consumers (Sewerage Service) throughout the municipality. Sewage discharge will be calculated on actual metered water consumption that will be reduced by a "discharge factor" i.e, the ratio of kilolitres sewage discharged by each category of consumer, to be determined by the Director: Technical Services. Whilst a standard tariff per kl of sewage will be levied, the discharge factor applicable to the different categories may differ.

The formula used to arrive at the new hydraulic tariff, is as follows:

P = KVC where,
P = sewerage charge in Rand
K = effluent discharge factor
V = volume(kl) of potable water consumed
C = prescribed charge in Rand

Rebate of 10% for –
Bulk Consumers/ Private Developments >2Ha, restricting admission, which pay bulk and "on-sell" to patrons within the development and which develop and maintain their own infrastructures.

See table detailing categories and discharge factors below.

The hydraulic portion of the sewerage charge consists of two components :

Minimum Consumption Charge
This is the portion of the sewerage charge to provide for firm operating costs such as salaries, plant and equipment, etc and certain general expenses. The charge is the average cost per erf for a particular category and is based on the firm/fixed cost incurred by the Sewerage Service to operate the sewerage system irrespective of what volume of sewage is conveyed and treated.

The minimum consumption charge is therefore also necessary irrespective of the service being used by the consumer continuously or infrequently.

The first part of the hydraulic charge is calculated on a percentage of the minimum water consumption specified per erf for each category

As from the 2013/2014 Financial Year, this cost has been included in the Fixed Charge Component

Variable Consumption Charge

This is the portion of the sewerage charge to provide for the operating costs that vary depending on the amount/extent of consumption. Electricity consumption, pump maintenance and repairs, etc are typical costs that increase when the sewage flow increases.

Nevertheless, during prolonged periods of low flow e.g. during a drought when water restrictions apply, the operating cost can actually increase although less sewage is discharged. Due to low flow the frequency of sewer blockages increases which requires more frequent sewer cleaning with high pressure jetting equipment as a preventative measure.

The second part of the hydraulic portion is calculated on the water consumption in excess of the specified minimum volume up to a specified maximum consumption per erf for domestic categories. No maximum consumption applies to commercial categories.

Sewerage Tariff Categories and Discharge Factors

	Discharge Factor (K) (T04)	Minimum Volume (kl/month) (T05)	Maximum Volume (kl/month) (T06)	Maximum Volume (kl/month) (T06)
Offices (Com1)	98%	10	No Max.	No Max.
Offices				
Restricted Business A (Com2)	98%	15	No Max.	No Max.
Funeral Parlours				
Licensed Bottle Stores / Pubs / Taverns				
Offices				
Supermarkets				

Shops					
Restricted Business B (Com3)	95%	15	No Max.	No Max.	
Day-Care Centres					
Medical Uses					
Places of Entertainment					
Service Stations					
Motor Showrooms					
Places of Instruction					
Special Businesses (Com4)	95%	15	No Max.	No Max.	
Licensed Hotels					
Licensed Restaurants					
Special Businesses					
Warehouses					
Workshops					
Resorts (Com5)	60%	15	No Max.	No Max.	
Caravan Parks					
Camping Sites					
Holiday Housing					
Holiday Accommodation					
Tourist Facilities					
Nurseries					
General Industrial (Ind1)	95%	15	No Max.	No Max.	
General Dry Industries					
Public Garages					
Service Stations					
Warehouses					
Noxious Industrial (Ind2)	98%	15	No Max.	No Max.	
Noxious Use Industries					
Special Businesses					

Noxious Industrial (Ind2) **(T09)** Agreement - Woodlands Dairy	80%	15	No Max.	No Max.	
Educational (Ins1) Places of Instruction	95%	15	-	-	
Institutional (Ins2) Clinics Institutions for medical care or treatment Hospitals Institutions Public and Government facilities Sanatoriums	98%	15	No Max.	No Max.	
Single Residential B (Res1) Dwelling Houses Day-Care Centres Creches Guest Houses Home Enterprises Places of Worship	70%	10	50	50	
Single Residential A (Res2) Informal Shelters Permanent Low Cost Dwellings	80%	12	50	50	
Group Housing (Res3) Retirement Villages Town Housing	80%	10	50	50	
General Residential (Res4) Flats	95%	6	50	50	
General (Gen1) Undetermined	95%	10	No Max.	No Max.	
Bulk / Private Developments (Bulk)	70%	No Min.	No Max.	No Max.	

Unmetered Potable Water Supply (Unmetered)	80%		Unmetered	Unmetered	

On all property, pending valuation, upon which a structure as defined herunder has been erected, a fixed monthly charge shall be paid by the registered owner of the property, or if there is no registered owner (informal area), then by the occupier of the property

Formal Structure with Waterborne Sewerage

Informal Structure with Waterborne Sewerage

AVAILABILITY CHARGE (PER ANNUM)

Charges applicable to erven that are not connected to the sewerage network, but which could reasonably be connected to the network:

Residential (per annum)	1,634.78	1,421.55	1,328.55	7.00
Commercial (per annum)	2,965.94	2,579.08	2,410.36	7.00
FIXED CHARGE (MONTHLY) **COMMERCIAL**				
Commercial 1 - Offices	424.77	369.37	345.20	7.00
Commercial 2 - Restricted Business A	504.05	438.30	409.63	7.00
Commercial 3 - Restricted Business B	496.57	431.80	403.55	7.00
Commercial 4 - Special Business	496.57	431.80	403.55	7.00
Commercial 5 - Resorts	409.82	356.36	333.05	7.00

INDUSTRIAL				
Industrial 1 - General Industrial	496.57	431.80	403.55	7.00
Industrial 2 - Noxious Industrial	504.05	438.30	409.63	7.00
Industrial 2 - Noxious Industrial - Agreement - Woodlands Dairy (45% Discount)	274.81	241.06	225.29	7.00
INSTITUTIONAL				
Institutional 1 - Educational (Schools)	756.82	658.10	615.05	7.00
Institutional 1 - Educational (Hostels)	756.82	658.10	615.05	7.00
Institutional 2 - Institutions	504.05	438.30	409.63	7.00
DOMESTIC/RESIDENTIAL				
Residential 1 - Freehold Title	260.25	226.30	211.50	7.00
Free Basic Services to Registered Indigent Consumers	- 260.25	- 226.30	- 211.50	7.00
St Francis Bay (Previously Annual Payers of SEWER LEVY) - No Variable Charge	260.25	226.30	211.50	7.00
Free Basic Services to Registered Indigent Consumers	- 260.25	- 226.30	- 211.50	7.00
Residential 2 - Low Cost Housing	175.00	152.17	142.21	7.00

Free Basic Services to Registered Indigent Consumers	- 175.00	- 152.17	- 142.21	7.00
MULTIPLE DWELLINGS (Multiply Charge by number of Units)				
Residential 3 - Group Housing	276.70	240.61	224.87	7.00
Residential 4 - General Residential	240.81	209.40	195.70	7.00
GENERAL				
Undetermined	341.02	296.54	277.14	7.00
BULK				
NO Fixed Charge is levied. 10% Rebate on Hydraulic Charge Private Developments	Plus VAT	-10%	-10%	
UNMETERED				
Potable Water Supply	145.08	126.16	117.90	7.00
Free Basic Services to Registered Indigent Consumers	-145.08	-126.16	-117.90	-7.00
VARIABLE CHARGE (HYDRAULIC CHARGE)				
All Users	16.55	14.39	13.45	7.00

TRADE EFFLUENT SURCHARGE

The Trade Effluent Surcharge shall be paid in addition to the normal hydraulic and fixed charges which apply for each property.

(a) The monthly charge payable by the owner or occupier of any trade premises in respect of any trade effluent discharged into the Council's sewers shall be assessed by the Council on a monthly basis and shall be notified to such owner or occupier at the end of each month and shall be charged in accordance with the formula in paragraph (c) below.

The Council shall base its monthly charge on the highest COD of one or more samples collected from the trade effluent samples point.

(b) In case of trade premises from which effluent is discharged into the Council's sewer for the first time a charge shall be payable in respect of the interim period between the date of the first discharge and the last day of the month. Such charge shall be assessed in accordance with the formula prescribed in paragraph(c) below.

(c) The charge payable in terms of paragraph (a) and (b) above shall be assessed according to the formula : R=Vx[CA + B] + C X S X 10~-3]

where :

R = The treatment cost.

V = The volume of industrial effluent discharged from the premises during the cycle concerned in cubic metres

A&B = The capital cost (interest and redemption) plus maintenance cost for the cycle concerned on the pipe system as used by the concerned consumer divided by the total flow for the cycle. The value of A being **74.43(excl VAT)** cents per cubic meter. The value of B being **64.32(excl VAT)** cents per cubic meter.

C = The cost of treating one cubic meter of waste water. The value of C being **40.95(excl VAT)** cents per cubic meter.

S = The average chemical oxygen demand in mg/l measured on the industrial effluent during the cycle

(d) In the absence of any direct measurements, the volume quantity of trade effluent discharged into the sewer each month from any trade premises shall be estimated and determined by Council from the monthly quantity of water consumed on the premises concerned, whether obtained from the Council or from other sources, due allowance being made for water used for domestic purposes, water lost by reaction and water present in the final products manufactured.

SUCTION TANKER SERVICE				
Domestic (per load)				
Cape St Francis/Oyster Bay/St Francis Bay	1,033.52	898.71	839.92	7.00
Hankey/Patensie	345.50	300.44	280.78	7.00
Humansdorp	441.23	383.68	358.58	7.00
Jeffreys Bay	345.50	300.44	280.78	7.00
Commercial (per load)				
Cape St Francis/Oyster Bay/St Francis Bay	1,033.52	898.71	839.92	7.00
Hankey/Patensie	369.43	321.25	300.23	7.00
Humansdorp				
Other	441.23	383.68	358.58	7.00
School, TB Hospital	755.32	656.80	613.83	7.00
Jeffreys Bay	345.50	300.44	280.78	7.00
Rural Areas				

Per Load	1,033.52	898.71	839.92	7.00
Plus per km	50.85	44.22	41.33	7.00
DISPOSAL VIA ROAD HAULAGE (R per KL)				
Tanker Disposal of Sewerage (NOT Exceeding Domestic Strength)	411.66	357.96	334.55	7.00
Tanker Disposal of Sewerage (Exceeding Domestic Strength)	Plus VAT	Cost	Cost	
Tanker Disposal of Potable Toilet Sewerage (NOT Exceeding Domestic Strength)	89.20	77.56	72.49	7.00
Tanker Disposal of Potable Toilet Sewerage (Exceeding Domestic Strength)	Plus VAT	Cost	Cost	
Application for Disposal Permit (Per Year)	686.10	596.61	557.58	7.00
SUNDRIES				
Connection fees				
Econ Short	2,125.37	1,848.15	1,727.24	7.00
Econ Long	3,520.84	3,061.60	2,861.31	7.00
Households	3,520.84	3,061.60	2,861.31	7.00
Blockage fees				
During Office Hours	626.69	544.95	509.30	7.00
After Hours & Weekends	1,018.56	885.71	827.76	7.00
Augmentation Fees				

Sewerage	31,732.00	27,592.86	25,787.72	7.00
WATER **980**				
AVAILABILITY CHARGE (PER ANNUM)				
Undeveloped erven	2,406.00	2,091.92	1,935.17	8.10
CONNECTION FEES				
15 mm	8,745.00	7,604.64	7,034.82	8.10
20 mm	8,745.00	7,604.64	7,034.82	8.10
32 mm	8,998.00	7,824.77	7,238.45	8.10
50 mm	22,636.00	19,683.46	18,208.57	8.10
75 mm	40,972.00	35,627.40	32,957.82	8.10
100 mm	45,988.00	39,989.50	36,993.06	8.10
Others	Plus VAT	COST +20%	COST +20%	
Pre-paid (25mm)	Plus VAT	COST +20%	COST +20%	
Augmentation Fees				
Water	30,785.00	26,769.24	24,763.40	8.10

CONSUMER DEPOSITS				
Domestic				
Owners		386.00	357.00	8.10
Tenants & High Density Housing		771.00	713.00	8.10
Sub-Economic		263.00	243.00	8.10
Commercial		2,574.00	2,381.00	8.10
or equal to one month's account as rendered or as determined by the CFO calculated on the average of the account.				
BASIC/MINIMUM MONTHLY CHARGE				
Domestic				
Kouga	139.78	121.54	112.44	8.10
Free Basic Services to Registered Indigent Consumers	-139.78	-121.54	-112.44	-8.10
Kouga > 25 mm Connection	243.83	212.03	196.14	8.10
Free Basic Services to Registered Indigent Consumers	-243.83	-212.03	-196.14	-8.10
Sectional Title Developments comprising of ONLY domestic units				
Kouga	139.78	121.54	112.44	8.10
Commercial				
Kouga	139.78	121.54	112.44	8.10
Kouga > 25 mm Connection	243.82	212.02	196.13	8.10
Old Age Homes				

Ons Tuiste (Humansdorp) (Includes 1st 400Kl)	139.78	121.54	112.44	8.10
Commercial (High Density) **Sectional Title Developments comprising of ONLY commercial units** Kouga	139.78	121.54	112.44	8.10
Sectional Title Developments comprising of BOTH commercial and domestic units Kouga	139.78	121.54	112.44	8.10
Treated Sewerage Water Kouga	214.32	186.37	172.40	8.10
Industrial Kouga	243.83	212.03	196.14	8.10
Rural (Farm Worker's Houses)				
(Tariff for rural consumers includes a surcharge of 25%). Kouga				
1 house	164.63	143.15	132.43	8.10
2 - 5 houses	402.24	349.78	323.57	8.10
6 - 10 houses	1,070.06	930.49	860.77	8.10
11 - 25 houses	2,346.69	2,040.60	1,887.69	8.10
Rural (NMBMM Tariff) Kouga	164.63	143.15	132.43	8.10
Schools				

Kouga	139.78	121.54	112.44	8.10
Sportsfields				
Kouga	139.78	121.54	112.44	8.10
CONSUMPTION (Units/kl)				
Free Units per month				
For indigent consumers officially registered at the Kouga Municipality the first 12kl of water consumption per 30 day period will be afforded free of charge				
Allocated to all EQS Recipients as Rebate		12.00	12.00	
PART A - Applicable during times of Normal Water Availability				
SCALE A - Domestic				
Single Dwelling Houses - Metered seperately				
0 - 12	13.15	11.44	10.58	8.10
13 - 25	13.82	12.01	11.11	8.10
26 - 45	16.72	14.54	13.45	8.10
46 - 65	27.21	23.66	21.88	8.10
66 - 85	37.51	32.62	30.17	8.10
86+	46.08	40.07	37.07	8.10
SCALE B - High Density Consumers				
Flats, Town Houses and other Sectional Title Developments on stands with more than two dwellings, not metered separately				

(kl per unit multiply number of units per 30 days' period)				
0 - 12	13.15	11.44	10.58	8.10
13 - 25	13.82	12.01	11.11	8.10
26 - 45	16.72	14.54	13.45	8.10
46 - 65	27.21	23.66	21.88	8.10
66 - 85	37.51	32.62	30.17	8.10
86+	46.08	40.07	37.07	8.10
SCALE C - Bulk Consumers, Closed Developments, Agricultural Holdings and Farm Portions used for Residential Purposes (Excluding Customers under Scale B)				
Making use of Municipal Infrastructure				
Bulk Consumer: A consumer who on average over a 30 day period, consumes no less than 2500 kl of water. A Minimum amount of 1250 kl is reserved and will be levied as a monthly usage. (A quantity charge for water consumed since the previous meter reading as follows) :				
0 - 1250	13.15	11.44	10.58	8.10
1251 - 5000	13.15	11.44	10.58	8.10
5001 - 7500	16.42	14.28	13.21	8.10
7501+	33.94	29.51	27.30	8.10

SCALE D - Bulk Consumers, Developments used for Residential Purposes within the Kouga Municipal Area of Jurisdiction, who provide and maintain their own Bulk and Internal Infrastructure and obtain treated water from the Metro Supply Pipeline				
(Part of Allocated Quota to Kouga Municipality from NMBMM)				
Metro Bulk Tariff per kilolitre Plus 15% Surcharge (T11)	9.09	7.91	7.31	8.10
SCALE E - All consumers who do not fall under Scale A,B,C and D				
Industrial	19.73	17.15	15.87	8.10
Commercial	13.15	11.44	10.58	8.10
Treated Sewerage water	7.59	6.60	6.10	8.10
Rural (Farm Worker's Houses)	16.45	14.31	13.23	8.10
Rural (NMBMM Tariff)	9.09	7.91	7.31	8.10
Schools	13.15	11.44	10.58	8.10
Sportsfields	13.15	11.44	10.58	8.10
PART B - Applicable during times of water shortage when the situation is critical but not an emergency				
SCALE A - Domestic				
Single Dwelling Houses - Metered seperately				
0 - 12	13.15	11.44	10.58	8.10

13 - 18	19.06	16.57	15.33	8.10
19 - 30	30.32	26.37	24.39	8.10
31+	37.64	32.73	30.28	8.10
SCALE B - High Density Consumers				
Flats, Town Houses and other Sectional Title Developments on stands with more than two dwellings, not metered separately (kl per unit multiply number of units per 30 days' period)				
0 - 12	13.15	11.44	10.58	8.10
13 - 18	19.06	16.57	15.33	8.10
19 - 30	30.32	26.37	24.39	8.10
31+	37.64	32.73	30.28	8.10
SCALE C - Bulk Consumers, Closed Developments, Agricultural Holdings and Farm Portions used for Residential Purposes (Excluding Customers under Scale B)				
Making use of Municipal Infrastructure				
Bulk Consumer : A consumer who on average over a 30 day period, consumes no less than 2500 kl of water. A Minimum amount of 1250 kl is reserved and will be levied as a monthly usage. (A quantity charge for water consumed since the previous meter reading as follows) :				
0 - 1250	18.42	16.02	14.82	8.10

1251 - 5000	18.42	16.02	14.82	8.10
5001 - 7500	25.77	22.41	20.73	8.10
7501+	37.38	32.50	30.06	8.10
SCALE D - Bulk Consumers, Developments used for Residential Purposes within the Kouga Municipal Area of Jurisdiction, who provide and maintain their own Bulk and Internal Infrastructure and obtain treated water from the Metro Supply Pipeline				
(Part of Allocated Quota to Kouga Municipality from NMBM)				
Metro Bulk Tariff per kilolitre Plus 15% Surcharge (T11)	9.09	7.91	7.31	8.10
SCALE E - All consumers who do not fall under Scale A,B,C and D				
Industrial	26.40	22.95	21.23	8.10
Commercial	17.71	15.40	14.24	8.10
Treated Sewerage water	9.09	7.91	7.31	8.10
Rural (Farm Worker's Houses)	21.62	18.80	17.39	8.10
Rural (NMBMM Tariff)	9.09	7.91	7.31	8.10
Schools	17.09	14.86	13.75	8.10
Sportsfields	17.09	14.86	13.75	8.10

PART C - Applicable during times of water shortage emergency				
SCALE A - Domestic				
Single Dwelling Houses - Metered seperately				
0 - 12	17.25	15.00	13.88	8.10
13+	43.52	37.85	35.01	8.10
SCALE B - High Density Consumers				
Flats, Town Houses and other Sectional Title Developments on stands with more than two dwellings, not metered separately				
(kl per unit multiply number of units per 30 days' period)				
0 - 12	17.25	15.00	13.88	8.10
13+	43.52	37.85	35.01	8.10
SCALE C - Bulk Consumers, Closed Developments, Agricultural Holdings and Farm Portions used for Residential Purposes (Excluding Customers under Scale B)				
Making use of Municipal Infrastructure				
Bulk Consumer : A consumer who on average over a 30 day period, consumes no less than 2500 kl of water. A Minimum amount of 1250 kl is reserved and will be levied as a monthly usage.				
(A quantity charge for water consumed since the previous meter reading as follows) :				
0 - 1250	27.66	24.05	22.25	8.10
1251 - 5000	27.66	24.05	22.25	8.10

5001 - 7500	34.53	30.02	27.77	8.10
7501+	47.36	41.18	38.09	8.10
SCALE D - Bulk Consumers, Developments used for Residential Purposes within the Kouga Municipal Area of Jurisdiction, who provide and maintain their own Bulk and Internal Infrastructure and obtain treated water from the Metro Supply Pipeline				
(Part of Allocated Quota to Kouga Municipality from NMBM)				
Metro Bulk Tariff per kilolitre Plus 25% Surcharge (T11)	11.30	9.82	9.09	8.10
SCALE E - All consumers who do not fall under Scale A,B,C and D				
Industrial	26.63	23.16	21.42	8.10
Commercial	18.01	15.66	14.49	8.10
Treated Sewerage water	9.12	7.93	7.34	8.10
Rural (Farm Worker's Houses)	21.62	18.80	17.39	8.10
Rural (NMBMM Tariff)	11.30	9.82	9.09	8.10
Schools	17.09	14.86	13.75	8.10
Sportsfields	17.09	14.86	13.75	8.10
MISCELLANEOUS FEES AND CHARGES				
-				

Water Loss owing to damage to the Municipal Water-Pipe System and/or Installations				
Pipes with a diameter of 50mm or less	1,936.68	1,684.07	1,557.88	8.10
Pipes with a diameter larger than 50mm up to and including 100mm	4,395.19	3,821.90	3,535.52	8.10
Pipes with a diameter larger than 100mm up to and including 250mm	19,764.36	17,186.40	15,898.61	8.10
Pipes with a diameter larger than 250mm up to and including 400mm	48,302.00	42,001.74	38,854.52	8.10
Pipes with a diameter larger than 400mm	82,113.86	71,403.36	66,053.06	8.10
Repair Charges of damage to the Municipal Water-Pipe System and/or Installation by other people				
Pipes with a diameter of 50mm or less	4,044.19	3,516.69	3,253.18	8.10
Pipes with a diameter larger than 50mm up to and including 100mm	5,772.76	5,019.79	4,643.65	8.10
Pipes with a diameter larger than 100mm up to and including 250mm	8,728.25	7,589.78	7,021.07	8.10
Pipes with a diameter larger than 250mm up to and including 400mm	16,383.32	14,246.37	13,178.88	8.10
Pipes with a diameter larger than 400mm	20,405.77	17,744.15	16,414.57	8.10
Water used for Fire-Fighting				
Quantity charge per kilolitre	31.06	27.01	24.99	8.10
Reconnection fee	734.60	638.78	590.92	8.10
Special meter readings	486.11	422.70	391.03	8.10
Service Calls				

During office hours	542.02	471.32	436.01	8.10
After office hours	1,080.94	939.94	869.51	8.10
Testing of meters (deposit 3% error on either side)	1,486.29	1,292.42	1,195.58	8.10
To relocate or lower a connection with a maximun nominal diameter of 25 mm				
Maximum distance of 5 m	1,643.15	1,428.82	1,321.76	8.10
Further than 5 m	2,519.08	2,190.50	2,026.37	8.10
To relocate or lower a connection with a nominal diameter larger than 25 mm				
Deposit		6,637.00	6,139.00	8.10
Cost	Plus VAT	Cost	Cost	
To relocate a fire hydrant in the road reserve				
Less than 2 m from original position	5,123.57	4,455.28	4,121.45	8.10
2 m or more from original position	11,946.21	10,388.01	9,609.63	8.10
To install a new fire hydrant in the road reserve				
Deposit		14,446.00	13,363.00	8.10
Cost	Plus VAT	Cost	Cost	
Discontinuation or restriction of the Water Services owing to the Failure of Payment				
Disconnection/restriction to a dwelling-house	1,388.17	1,207.10	1,116.65	8.10
Disconnection/restriction for other water connections , excluding dwelling-houses	4,744.63	4,125.76	3,816.62	8.10

Service Cost				
Supervision Labour Cost per hour	569.98	495.63	458.49	8.10
Assistant per hour	287.32	249.84	231.12	8.10
TLB per hour (Including travel time)	948.93	825.15	763.32	8.10
LDV per kilometre	37.27	32.41	29.98	8.10
Truck per kilometre	52.80	45.92	42.48	8.10
"Unauthorised water consumption" means water that is not registered by the Kouga Municipality's water meter for any reason whatsoever (Water used for fire-fighting and/or unmetered water used from the Kouga Municipality's system with the written consent of the Technical Services Directorate, is deemed to be authorised water use)				

KOUGA MUNICIPALITY (EC108)

SPECIAL COUNCIL MEETING

FINANCE

DATE: 19 JUNE 2020 **ITEM: 20/06/F23**

ELECTRICITY TARIFF INCREASES: 2020/21 FINANCIAL YEAR

This item will to be deferred as NERSA have not yet approved and published the final tariff.

Item prepared by: Manager Revenue

Item approved by: Chief Financial Officer

Item endorsed by the Municipal Manager

Noted by the Portfolio Councillor:

ANNEXURE G		2020/21	2020/21	2019/20	%
SERVICE DESCRIPTION		VAT Inclusive R	15% Exclusive R	15% Exclusive R	Increase
ELECTRICITY	**190**				

FOREWORD

The tariffs and charges given hereafter are subject to revision from time to time and confirmation thereof must be obtained from the Electrical Department.

ABBREVIATIONS

A – Ampere
ADMD – After Diversity Maximum Demand (BDMD x Diversity)
BDMD - Before Diversity Maximum Demand (usually at supply meter)
EBSST – Electricity Basic Support Services Tariff

ERU – Equivalent Residential Unit

FBE – Free Basic Electricity
kWh – Kilowatt-hour or also referred to as units
kvarh – Reactive kilovolt-ampere-hour

kVA – kilovolt-ampere

kV – kilovolt
NERSA – National Energy Regulator of South Africa

NMD – Notified Maximum Demand

PF – Power Factor

R – Rand
TEE – Town Electrical Engineer or Head of Electrical Department

TOU – Time of Use

V – Volt

DEFINITIONS

(Active) Energy Charge – charge per kWh of electrical energy supplied in the month. The Active Energy Charge for TOU tariffs is differentiated into high-demand (June to August) and low-demand (September to May) seasons. **Council** – Kouga Municipal Council **Environmental Levy** – a government levy charged on electricity produced by non-renewable generators. It is applied to the total kWh supplied to the customer in the month. This levy is included in the tariffs hereafter. **Equivalent Residential Unit** – is considered to be a Residential Consumer with a 45 Amps single phase (10,35kVA) supply at 230 Volts nominal.				
Free Basic Electricity – 50 Free units per month of electricity are given to consumers who qualify for the Electricity Basic Support Services Tariff in terms of Council's policy. These units are only applicable to the first purchase every month, and are not transferable from one month to another.		50.00	50.00	
Municipality – Kouga Municipality **Maximum demand** - the highest averaged demand measured in kVA during a 30 minute integrating period during all time periods. **Network Access Charge** – charge payable per month for the highest of either the NMD (minimum 60kVA) or the highest maximum demand reading during the previous 12 months. **Network Demand Charge** – charge payable per month for the chargeable demand supplied per month. No Network Demand Charge is applicable during Off-peak periods for TOU tariff. **Notified Maximum Demand** - the maximum demand notified in writing by the Customer and accepted by the Municipality. **Power factor** – the ratio of kW to kVA measured over the same integrating period. **Single phase supply** – a 50Hz AC supply at 230V rms phase to neutral. The neutral carries the full load current. **Three phase supply** – a 50Hz AC supply at 230V rms phase to neutral; 400V rms phase-to-phase (120 degree phase displacement). **Time-of-Use (TOU) tariff** – a tariff that has different energy rates for the same tariff component during different time periods (peak, standard and off-peak) and seasons (high and low demand) in order to reflect the shape of Eskom's long-run marginal energy cost of supply at different times more accurately.				

Reactive Energy Charge – charge applicable for every kvarh registered in excess of 30% (0,96 PF) of the kWh supplied during Peak and Standard periods. The excess reactive energy is determined per 30 minute integrating period and accumulated for the month and will only be applicable during the high demand season (June to August).				
AVAILABILITY CHARGE				
Charges applicable to erven that are not connected to the electricity supply network, but which could reasonably be connected to the network:				
Residential (per annum)	3,511.00	3,052.56	2,873.00	6.25
Commercial (per annum)	7,295.00	6,343.11	5,969.98	6.25
CONNECTION FEES				
Single Phase	10,453.00	9,088.93	8,554.28	6.25
Three Phase	Plus VAT	Cost + 20%	Cost + 20%	
Other Connections	Plus VAT	Cost + 20%	Cost + 20%	
Temporary Connection				
Normal connection fee (See above) **PLUS**				
Non refundable surcharge/extra cost				
Kouga	783.00	680.12	640.11	6.25
PrePaid Connections				
Purchase of Prepayment Meter (Cost + 25%)				
Single Phase	1,537.00	1,335.89	1,257.30	6.25
Three Phase	6,150.00	5,347.80	5,033.22	6.25
Upgrade existing connection	Plus VAT	Cost + 20%	Cost + 20%	
A Transformer Fee and/or an Augmentation Levy will be payable in addition to the above connection and upgrading fees, where applicable.				
Transformer Fee				
The Transformer Fee is the pro-rata contribution a Developer or Consumer makes towards sharing the cost of an existing distribution substation of which some of the spare transformer capacity is utilised to make the supply available. The Transformer Fee is a cost per kVA and is based on the additional kVA required by an existing consumer over and		Sundry Amounts	Sundry Amounts	

above the present supply capacity, or the total kVA required by a new Development less the existing allocated capacity, if applicable.				
The kVA charge is based on the cost of a typical substation, i.e. average size 315kVA miniature substation including an 11kV ring main unit, plinth and earthing. The cost also includes the installation cost and municipal planning and administration charges. It further assumes that the average supply capacity is 80% of the substation's rating. The cost per kVA is therefore equal to the substation cost divided by 80% of 315kVA. The estimated cost of the typical substation and the charge per kVA is determined annually at the beginning of each financial year by Treasury with the assistance of the Electrical Department.				
After an application has been received, the Electrical Department will calculate the required kVA on which the charge will be applied. The required kVA will be based on the Developer or Consumer's After Diversity Maximum Demand (ADMD) at substation level.				
Based on substation cost	586,024.00	509,585.88	479,610.24	6.25
Charge per kVA	2,327.00	2,023.40	1,904.38	6.25

Augmentation Levy

The Augmentation Levy is a new Development's contribution towards the upgrading of Kouga Municipality's Primary Electricity Distribution Network to make provision for the load which this development will impose on it.

Developments for which the levy shall apply are:

- Major developments
- Small townships and minor developments
- Minor subdivisions and applications

for an increased supply

The Primary Network is taken to comprise those parts of the network whose function it is to deliver electrical energy from the Eskom Point of Supply to the various load centres within the Municipality's licensed area of supply. It includes the feeders from the Point of Supply to the Main Intake Substation/s, the latter substation and all major substations used to switch and control the supply of electricity, and the overhead lines and underground cables linking these substations.

The key principles for applying the Augmentation Levy are: ● Private developments must not place any financial burden on existing residents and consumers.				

● Developers must be treated fairly and neither they, nor residents in new townships should be made to subsidise existing residents. In calculating the levy, the aim is to establish an equivalent average charge per Equivalent Residential Unit (ERU). The average cost per ERU is determined by pricing a model of the Primary Network, which is as close as possible to the actual network, and then divide it by the ERU's it can supply. The total charge to the Development will be the calculated number of ERU's of the Development multiplied by the Charge/ERU. An ERU is considered to be a Residential Consumer with a 45 Amps single phase (10,35kVA) supply at 230 Volts nominal.					
The Factors/Formulae used to calculate the number of ERU's are contained in the following table					
Description	**No. Of ERU's**				
Domestic Erf/Consumer: (30 to 60A)					
New Developments:					
BDMD = 45A (10,35 kVA) single phase	1				
BDMD > or < 45A single phase but limit to 60A	Amps required ¸ 45				
BDMD = 45A three phase	3				
BDMD > or < 45A three phase but limit to 60A	Amps per phase ¸ 45 x 3				
Existing Consumers:					
Upgrade from tariff circuit breaker £ 60A single phase to £ 60A three phase	2				
Commercial Erf/Consumer: (30 to 100A)					
New Developments:					

BDMD = 45A single phase	1 x 0,5 (Nf) = 0,5				
BDMD > or < 45A but limit to 60A single phase	Amps required ¸ 45 x 0,5 (Nf)				
BDMD = 45A three phase	3 x 0,5 (Nf) = 1,5				
BDMD > or < 45A but limit to 100A three phase	Amps/phase required ¸ 45 x 3 x 0,5 (Nf)				
Existing Consumers:					
Upgrade from tariff circuit breaker £ 60A single phase to ³ 30A but £ 100A three phase	[Amps per phase required ¸ 45 x 3 x 0,5 (Nf)] - 0,5				
Upgrade from tariff circuit breaker ³ 30A three phase to £ 100A three phase	[Amps per phase required ¸ 45 x 3 x 0,5 (Nf)] – [Present amps ¸ 45 x 3 x 0,5 (Nf)]				
Bulk Supply Erf/Consumer (³ 60 kVA)					
New Developments:	(Notified Demand in kVA x Nf) ¸ (10,35 x Df)				
Existing Consumers:					
Increase Notified Demand	[(New Notified Demand in KVA - Notified Demand in Agreement) x Nf] ¸ (10,35 x Df)				

45 - ERU amps (10,35 kVA)				
3 - No of Phases				
0,5 - Average Network Factor for commercial consumers				
Nf - The symbol "Nf" signifies the Network Factor and is used in the formulae for Commercial and Bulk Supply consumers to take into account that their peak demand may not coincide with the peak demand on the core network. For Commercial consumers this was taken as an average of 0,5. No value is given for the Network Factor (Nf) for Bulk Supply Consumers since this varies substantially depending on the type of load, and since there are fewer Consumers in this category it is not fair to use an average value. The limits will, however, be between 0,5 for say a commercial/industrial type of development with 50% of its peak load coinciding with the core network peak, and 1 (one) for say a domestic development where 100% of its peak load coincides with the core network's peak. The value for a particular development can, however, be anywhere between these limits and will be determined by the Head of the Electrical Department or his appointed Consulting Engineer.				
Df - Diversity Factor between BDMD and ADMD determined by Head of the Electrical Department or his appointed Consulting Engineer. The Df depends on the quantity and type of individual loads connected to the Bulk Supply Point. The following Df's are given as a guide:				
<u>For Domestic Developments</u>				
● £ 60 kVA Notified Demand = 1Df				
● >60 kVA Notified Demand but £ 80 kVA = 0,75 Df				
● >80 kVA Notified Demand but £ 100 kVA = 0,58 Df				
● >100 kVA Notified Demand but £ 200 kVA = 0,38 Df				
● >200 kVA Notified Demand = 0,3 Df				
<u>For Commercial Developments</u>				
Use same Df's as Domestic but for "Notified Demand" in formula use Demand after taking Nf into account, i.e. Actual Notified Demand x Nf. For most commercial developments this will be Actual Notified Demand x 0,5				
BDMD - Before Diversity Maximum Demand (usually at supply meter)				
ADMD - After Diversity Maximum Demand (BDMD x Df)				

The charge per ERU is determined annually at the beginning of each financial year by Treasury with the assistance of the Electrical Department.				
The conditions for paying the Augmentation Levy are defined elsewhere. Standard / conventional charge per ERU	17,193.00	14,950.38	14,070.95	6.25
Special case – To be determined by TEE.	Plus VAT	By TEE	By TEE	
CONSUMER DEPOSITS				
Temporary Connections (Non-Refundable on Structural Approval)		1,500.00	1,411.00	6.25
Domestic				
Owners		1,954.00	1,839.00	6.25
Tenants & High Density Housing		2,985.00	2,809.00	6.25
Prepaid (Economic)		2,073.00	1,951.00	6.25
Commercial				
Small		3,074.00	2,893.00	6.25
Medium		4,599.00	4,328.00	6.25
Large		9,183.00	8,642.00	6.25
or equal to one month's account as rendered or as determined by the CFO calculated on the average of the account.				
DOMESTIC CONSUMER TARIFFS				
This tariff covers the supply of electricity for domestic use in private dwellings, flats and chalets with separate meters and includes churches, schools, welfare buildings, hospitals, halls or similar premises with circuit breaker sizes not in excess of 60A single phase or 60A three phase. Should Consumers require supplies in excess hereof, the Commercial Consumer or Bulk Supply tariff will be applicable.				
Prepayment Meters				
Multiple Meter Installations				
Where the Municipality has agreed to install more than one prepayment meter on an erf, for example a block of flats, group housing scheme or granny flat, the Owner or the Body Corporate will take responsibility to maintain and insure the complete network inside the boundaries of the erf, and each consumer (meter point) will be separately charged as per the appropriate tariff as detailed below, which includes the Basic Charge where applicable.				

The Basic Charge (e.g. if there are 10 consumers, it will be 10 x the Basic Charge) will be invoiced on the monthly rates and taxes account of the Owner or Body Corporate, who will in return recover this from the respective Consumers.				
The total capacity made available to such an erf may not increase beyond the original design allowance for the specific erf on the network supplying the immediate area.				
Should more capacity be required, an application must be made to upgrade the specific supply, in which case the normal charges will become payable, ie. Upgrading Fee, Transformer Fee and Augmentation Levy.				
Single Phase Supply				
Sub Economic (20A) **with** FBE This tariff is for consumers who qualify for the EBSST in terms of Council's policy. The supply circuit breaker for these consumers is limited to 20A. Energy Charge per kWh				
Block 1 : 0 - 50kWh Free units p/m	-			
Block 2 : 51 - 350kWh	1.52	1.3240	1.2460	6.26
Block 3 : 351 - 600kWh	2.17	1.8890	1.7780	6.24
Block 4 : > 600kWh	2.61	2.2730	2.1390	6.26
Sub Economic (20A) **without** FBE The supply circuit breaker for these consumers is limited to 20A. Energy Charge per kWh				
Block 1 : 0 - 50kWh	1.17	1.0140	0.9540	6.29
Block 2 : 51 - 350kWh	1.52	1.3240	1.2460	6.26
Block 3 : 351 - 600kWh	2.17	1.8890	1.7780	6.24
Block 4 : > 600kWh	2.61	2.2730	2.1390	6.26
Economic (60A) **with** FBE This tariff is for consumers who qualify for the EBSST in terms of Council's policy. The supply circuit breaker size is 60A. The Basic Charge is invoiced on the monthly rates and taxes account.				
Basic Charge per Month	213.07	185.28	174.24	6.34
Energy Charge per kWh				
Block 1 : 0 - 50kWh Free units p/m	-	-	-	
Block 2 : 51 - 350kWh	1.52	1.3240	1.2460	6.26
Block 3 : 351 - 600kWh	2.17	1.8890	1.7780	6.24
Block 4 : > 600kWh	2.61	2.2730	2.1390	6.26
Economic (60A) **without** FBE				

The supply circuit breaker size is 60A. The Basic Charge is invoiced on the monthly rates and taxes account.				
Basic Charge per Month	213.07	185.28	174.24	6.34
Energy Charge per kWh				
Block 1 : 0 - 50kWh	1.17	1.0140	0.9540	6.29
Block 2 : 51 - 350kWh	1.52	1.3240	1.2460	6.26
Block 3 : 351 - 600kWh	2.17	1.8890	1.7780	6.24
Block 4 : > 600kWh	2.61	2.2730	2.1390	6.26
Three Phase Supply Economic (60A) **without** FBE The supply circuit breaker size is 60A. The Basic Charge is invoiced on the monthly rates and taxes account.				
Basic Charge per Month	596.60	518.78	487.87	6.34
Energy Charge per kWh				
Block 1 : 0 - 50kWh	1.17	1.0140	0.9540	6.29
Block 2 : 51 - 350kWh	1.52	1.3240	1.2460	6.26
Block 3 : 351 - 600kWh	2.17	1.8890	1.7780	6.24
Block 4 : > 600kWh	2.61	2.2730	2.1390	6.26
Conventional Meters				
Meters are generally read once a month. Estimated charges are raised in months during which no meter readings can be taken and these are thereafter adjusted when actual consumption is charged for.				
Single Phase Supply **60A Circuit Breaker Size**				
Basic Charge per Month	266.34	231.60	217.80	6.34
FBE – Free Basic Electricity (Basic Charge)	-266.34	-231.60	-217.80	-6.34
Energy Charge per kWh				
Block 1 : 0 - 50kWh	1.17	1.0140	0.9540	6.29
Block 2 : 51 - 350kWh	1.52	1.3240	1.2460	6.26
Block 3 : 351 - 600kWh	2.17	1.8890	1.7780	6.24
Block 4 : > 600kWh	2.61	2.2730	2.1390	6.26
- **Three Phase Supply**				

60A Circuit Breaker Size				
Basic Charge per Month	745.75	648.48	609.84	6.34
FBE – Free Basic Electricity (Basic Charge)	-745.75	-648.48	-609.84	-6.34
Energy Charge per kWh				
Block 1 : 0 - 50kWh	1.17	1.0140	0.9540	6.29
Block 2 : 51 - 350kWh	1.52	1.3240	1.2460	6.26
Block 3 : 351 - 600kWh	2.17	1.8890	1.7780	6.24
Block 4 : > 600kWh	2.61	2.2730	2.1390	6.26
COMMERCIAL CONSUMER TARIFFS				
This tariff covers the supply of electricity to shops, office buildings, hotels, B & B's, clubs, industrial undertakings, Temporary supplies or similar premises with circuit breaker sizes not in excess of 60A single phase or 100A three phase. Should Consumers require supplies in excess hereof, the Bulk Supply tariff will be applicable.				
Prepayment Meters				
Single Phase Supply				
Business (60A)				
Energy Charge per kWh	2.58	2.2400	2.0700	8.21
Three Phase Supply				
Business (60A)				
Energy Charge per kWh	2.58	2.2400	2.0700	8.21
Conventional Meters				
Meters are generally read once a month. Estimated charges are raised in months during which no meter readings can be taken and these are thereafter adjusted when actual consumption is charged for.				
Single Phase Supply				
60A Circuit Breaker Size				

Basic Charge per Month	583.74	507.60	477.60	6.28
Energy Charge per kWh	1.86	1.6200	1.5200	6.58
Three Phase Supply **60A Circuit Breaker Size**				
Basic Charge per Month	1,634.47	1,421.28	1,337.28	6.28
Energy Charge per kWh	1.8630	1.6200	1.5200	6.58
100A Circuit Breaker Size				
Basic Charge per Month	2,724.12	2,368.80	2,228.80	6.28
Energy Charge per kWh	1.8630	1.6200	1.5200	6.58
BULK SUPPLY /INDUSTRIAL CONSUMER TARIFFS **Normal Bulk**				
The Bulk Supply tariff is for Consumers with a notified maximum demand of minimum 60kVA or who require a supply greater than a 100Amp three phase circuit breaker size. The Notified Maximum Demand (NMD) is the maximum demand notified in writing by the Consumer and accepted by the Municipality. The Network Demand Charge is payable per month for the demand supplied (maximum demand reading). The Network Access Charge is payable per month based on the highest of either the notified maximum demand (min. 60kVA) or the highest maximum demand reading during the previous rolling 12 month period. Should the Consumer's NMD be exceeded for more than two months, the consumers supply capacity and Augmentation Levy must be reviewed and an Excess Network Access Charge (E-NAC) will become payable. The amount payable through an E-NAC after exceeding for more than two months = (Number of times the NMD is exceeded based on a rolling 12 months) x (the portion of the demand exceeding the NMD) x (Network Access Charge). This charge is over and above the normal Network Access Charge.				
COMMERCIAL CONSUMERS **Low Voltage (<500V)**				
Commercial Consumers that are metered in bulk at 400/230 volt with an installed capacity of 500kVA or less.				
Monthly Basic Charge	1,071.80	932.00	877.00	6.27
Monthly Network Demand Charge (kVA)	281.06	244.40	230.00	6.26

Monthly Network Access Charge (kVA)	42.32	36.80	34.55	6.51
Energy Charge per Unit (kWh)	0.95	0.8300	0.7700	7.79
High Voltage (> 500V and < 66kV)				
Commercial Consumers that are metered in bulk at 11kV or 22kV, provided the consumer maintains and insures all equipment between the meter and the load.				
Monthly Basic Charge	1,071.80	932.00	877.00	6.27
Monthly Network Demand Charge (kVA)	258.58	224.85	211.60	6.26
Monthly Network Access Charge (kVA)	38.94	33.86	31.79	6.51
Energy Charge per Unit (kWh)	0.94	0.8217	0.7166	14.67
DOMESTIC CONSUMERS (FLATS) **Low Voltage (<500V)**				
Domestic Consumers (Flats) that are metered in bulk at 400/230 volt with an installed capacity of 500kVA or less.				
Monthly Basic Charge	1,071.80	932.00	877.00	6.27
Monthly Network Demand Charge (kVA)	281.06	244.40	230.00	6.26
Monthly Network Access Charge (kVA)	42.32	36.80	34.55	6.51
Energy Charge per Unit (kWh)	0.95	0.8300	0.7700	7.79
High Voltage (> 500V and < 66kV)				
Domestic Consumers (Flats) that are metered in bulk at 11kV or 22kV, provided the consumer maintains and insures all equipment between the meter and the load.				
Monthly Basic Charge	1,071.80	932.00	877.00	6.27
Monthly Network Demand Charge (kVA)	258.58	224.85	211.60	6.26
Monthly Network Access Charge (kVA)	38.94	33.86	31.79	6.51
Energy Charge per Unit (kWh)	0.94	0.8217	0.7166	14.67

TIME OF USE (TOU)				
This tariff is for consumers with a minimum notified demand of 60kVA or who require a supply greater than 100A three phase circuit breaker size, and who are able to manage their energy consumption according to Eskom's specified time schedule, i.e. Peak, Standard and Off-Peak for the "Megaflex" tariff. Consumers must have the necessary electronic metering equipment installed and correctly programmed for this tariff at their cost. Where existing Consumers consider conversion to TOU, it will be the the Consumer's responsibility to do a tariff study. At least 6 months TOU data (3 x high demand season and 3 x low demand season) must be available before the conversion can be implemented. A change of tariff will apply for a minimum period of 12 months with three months mutual notice thereafter. Meters are generally read once a month. Estimated charges are raised in months during which no meter readings can be taken and these are subsequently adjusted when actual consumption is charged for.				
Low Voltage (< 500V)				
Consumers that are metered in bulk TOU at 400/230 volt with an installed capacity of 500kVA or less.				
Monthly Basic Charge	1,071.80	932.00	877.00	6.27
Monthly Network Demand Charge (kVA)	49.08	42.68	39.43	8.24
Monthly Network Access Charge (kVA)	42.32	36.80	34.55	6.51
Active Energy Unit Charge (kWh)				
High Season Demand : June to August				
Peak	4.91	4.2668	3.9420	8.24
Standard	1.57	1.3660	1.2620	8.24
Off-Peak	0.91	0.7899	0.7298	8.24

Reactive Energy Charge (kVArh)	0.21	0.1807	0.1669	8.27
Low Season Demand : September to May				
Peak	1.68	1.4626	1.3513	8.24
Standard	1.20	1.0394	0.9603	8.24
Off-Peak	0.80	0.6979	0.6448	8.24
High Voltage (>= 500V and < 66kV))		.	.	
Consumers that are metered in bulk TOU at 11kV or 22kV, provided the consumer maintains and insures all equipment between the meter and the load.				
Monthly Basic Charge	1,071.80	932.00	877.00	6.27
Monthly Network Demand Charge (kVA)	45.16	39.27	36.28	8.24
Monthly Network Access Charge (kVA)	38.94	33.86	31.79	6.51
Active Energy Unit Charge (kWh)				
High Season Demand : June to August				
Peak	4.86	4.2241	3.6661	15.22
Standard	1.56	1.3523	1.1737	15.22
Off-Peak	0.90	0.7820	0.6787	15.22
Reactive Energy Charge (kVArh)	0.21	0.1807	0.1669	8.27
Low Season Demand: September to May				
Peak	1.67	1.4480	1.2567	15.22
Standard	1.18	1.0290	0.8931	15.22
Off-Peak	0.79	0.6909	0.5997	15.21
MEGAFLEX				
This tariff is for consumers with a minimum notified demand of 60kVA or who require a supply greater than 100A three phase circuit breaker size, and who are able to manage their energy consumption according to Eskom's specified time schedule, i.e. Peak, Standard and Off-Peak for the "Megaflex" tariff.				
Consumers must have the necessary electronic metering equipment installed and correctly programmed for this tariff at their cost.				

Where existing Consumers consider conversion to TOU, it will be the the Consumer's responsibility to do a tariff study.				
At least 6 months TOU data (3 x high demand season and 3 x low demand season) must be available before the conversion can be implemented.				
A change of tariff will apply for a minimum period of 12 months with three months mutual notice thereafter. Meters are generally read once a month. Estimated charges are raised in months during which no meter readings can be taken and these are subsequently adjusted when actual consumption is charged for.				
High Voltage (>= 500V and < 66kV))				
Consumers that are metered in bulk TOU at 11kV or 22kV, provided the consumer maintains and insures all equipment between the meter and the load.				
Service Charge @ R/Account/Day	-	-	220.24	-100.00
Administration Charge @ R/Day	-	-	99.28	-100.00
TX Network Access Charge (kVA)	-	-	9.08	-100.00
Network Access Charge (kVA)	-	-	17.68	-100.00
Network Demand Charge (kVA)	-	-	33.52	-100.00
Active Energy Unit Charge (kWh)		-		
High Season Demand : June to August				
Peak	-	-	3.5200	-100.00
Standard	-	-	1.0662	-100.00
Off-Peak	-	-	0.5791	-100.00
Reactive Energy Charge (kVArh)	-	-	0.1549	-100.00
Low Season Demand : September to May				
Peak	-	-	1.1481	-100.00

Standard	-	-	0.7902	-100.00
Off-Peak	-	-	0.5011	-100.00
Electrification and Rural Subsidy (kWh)	-	-	0.0858	-100.00
Reliability Service Charge (kWh)	-	-	0.0044	-100.00
Retail Environmental Levy Charge (kWh)				
Wheeling Fee (kWh)	-	-	0.045515	-100.00
Losses Surcharge (%)		-	0.0036	

KOUGA MUNICIPALITY (EC108)

SPECIAL COUNCIL MEETING

FINANCE

DATE: 19 JUNE 2020 **ITEM: 20/06/F24**

FEES AND CHARGES FOR ELECTRICITY SERVICES IN RESPECT OF THE 2020/21 FINANCIAL YEAR

1. Purpose

The purpose of this report is to request the approval of the proposed fees and charges for electricity services, for the 2020/21 financial year.

2. Background

Directorates in consultation with the Chief Financial Officer are required to review fees and charges, at least once a year.

The fees and charges for Electricity Services have been reviewed.

3. Discussion

The proposed fees and charges in respect of electricity services for the 2020/21 financial year are based on:

- Labour rates, contract prices for the supply and delivery of materials and Equipment, applicable to the 2020/21 financial year;
- Metering specifications as required in terms of Quality of Supply Regulations:
- National Regulatory Standards for the supply of electricity; and
- The affordability of the services to the residents.

4. Recommendation

4.1 That the Council, by resolution taken by majority of its full number, and in terms of Sections 30(2) and 93(4) of the Local Government: Municipal Structures Act, Act 117 of 1998 (as amended), read in conjunction with Chapter 4 of the Local Government: Municipal Finance Management Act, Act 56 of 2003, approves the fees and charges in respect of electrical services, as reflected in **Annexure 'H'**, with effect from 1 July 2020.

Item prepared by: Manager Revenue

Item approved by: Chief Financial Officer

Item endorsed by the Municipal Manager

Noted by the Portfolio Councillor:

ANNEXURE H SERVICE DESCRIPTION		2020/21 VAT Inclusive R	2020/21 15% Exclusive R	2019/20 15% Exclusive R	% Increase
ELECTRICITY	**190**				
SUNDRY CHARGES					
DECREASING OF CIRCUIT BREAKER					
A change of tariff will apply for a minimum period of 12 months, with 3 months mutual notice thereafter.					
Single phase		Plus VAT	Cost +20%	Cost +20%	
Three phase		Plus VAT	Cost +20%	Cost +20%	
INSPECTION FEES		565.00	491.02	469.88	4.50
FESTIVE USE					
Single phase					
15 Amp	**Per Day**	218.00	189.33	181.18	4.50
Three phase					

15 Amp	**Per Day**	617.00	535.74	512.67	4.50
Above 15 Amp	**Per Day**	1,041.00	905.06	866.08	4.50
RELOCATION (MOVING) OF INSTALLATIONS					
Streetlight pole		Plus VAT	Cost +20%	Cost +20%	
Electrical box/kiosk		Plus VAT	Cost +20%	Cost +20%	
RECONNECTION FEES					
Due to non-payment		758.00	658.50	630.14	4.50
On request of consumer		966.00	839.51	803.36	4.50
SERVICE CALLS					
During office hours		507.00	440.04	421.09	4.50
After office hours		1,002.00	870.72	833.23	4.50
SERVICE COST					
Electrician per Hour		519.00	450.44	431.04	4.50
Electrician Assistant per Hour		133.00	115.47	110.50	4.50
LDV per kilometre		24.00	20.80	19.91	4.50
Truck per kilometre		46.00	39.53	37.83	4.50
TAMPERING, ILLEGAL USE AND DISTRIBUTION					
Residential					
1st Tampering fee		No VAT	1,979.93	1,894.67	4.50

2nd Tampering fee	No VAT	2,969.88	2,841.99	4.50
3rd Tampering fee		**Permanent Disconnection**	**Permanent Disconnection**	
3 Phase 60A/100A				
1st Tampering fee	No VAT	5,055.82	4,838.10	4.50
2nd Tampering fee	No VAT	6,741.09	6,450.80	4.50
3rd Tampering fee		**Permanent Disconnection**	**Permanent Disconnection**	
3 Phase 100A/Bulk				
1st Tampering fee	No VAT	11,235.14	10,751.33	4.50
2nd Tampering fee	No VAT	13,482.19	12,901.62	4.50
3rd Tampering fee		**Permanent Disconnection**	**Permanent Disconnection**	
TESTING OF METERS				
Single Phase	1,403.00	1,219.22	1,166.72	4.50
Three Phase	1,403.00	1,219.22	1,166.72	4.50
OTHER TARIFFS				

These tariffs are for consumption that is not covered by the above Domestic, Commercial or Bulk Consumer tariffs and special tariffs agreed with the Municipality.

Claude Neon (Advertisement Boards)				
Monthly Basic Charge	200.10	174.00	163.00	6.75
Telephone Booths				
Monthly Basic Charge	124.20	108.00	101.00	6.93
Streetlights				
Energy Charge per kWh				
Kouga	1.96	1.70	1.60	6.25
Hankey Water Works				
Service	24.00	20.80	19.91	4.50
Network	28.00	23.93	22.90	4.50
Energy	2.00	2.0754	1.9860	4.50
Temporary/Builder's Supply (As per Commercial Conventional Meters)		See Commercial Conventional Meter Tariff	See Commercial Conventional Meter Tariff	
Municipal Departments				
The respective Commercial Consumer Tariffs and Bulk Supply Tariffs as per above shall be applicable to all municipal buildings, pumpstations, waste water works, water treatment works, etc.				
Special Agreements				
If agreed upon by the Municipality, a consumer can enter into a special supply agreement with the Municipality, which contains a tariff of charges different from the above charges. This will only be considered when special circumstances prevail.				

KOUGA MUNICIPALITY (EC108)

SPECIAL COUNCIL MEETING

FINANCE

DATE: 19 JUNE 2020 **ITEM: 20/06/F25**

FINANCE DIRECTORATE: REVISION OF FEES AND CHARGES FOR THE 2020/21 FINANCIAL YEAR

1. Purpose

The purpose of this report is to request the approval of the proposed fees and charges of the Finance Directorate, for the 2020/21 financial year.

2. Background

Directorates are required to review fees and charges at least once a year.

The fees and charges have been increased with 4,50%.

3. Recommendation

3.1 That the Council, **by resolution taken by majority of its full number**, and in terms of Sections 30(2) and 93(4) of the Local Government: Municipal Structures Act, Act 117 of 1998 (as amended), read in conjunction with Chapter 4 of the Local Government: Municipal Finance Management Act, Act 56 of 2003, adopts the proposed fees and charges for the Finance Directorate as reflected in **Annexure 'I'**, with effect from 1 July 2020.

Item prepared by: Manager Revenue

Item approved by: Chief Financial Officer

Item endorsed by the Municipal Manager

Noted by the Portfolio Councillor:

ANNEXURE I SERVICE DESCRIPTION	2020/21 VAT Inclusive R	2020/21 15% Exclusive R	2019/20 15% Exclusive R	% Increase
Valuation certificates	116.00	100.87	96.52	4.50
Reasons for Valuation	150.00	130.43	125.22	4.50
FINANCE : REVENUE SECTION 223				
Cheques refer to drawer	268.00	232.70	222.68	4.50
Foreign Exchange Charges	Plus VAT	Sundry Amounts	Sundry Amounts	
Photo copies				
Black				
A3	18.00	15.31	14.65	4.50
A4	6.00	5.11	4.89	4.50
Colour				
A3	36.00	31.30	29.57	4.50
A4	12.00	10.43	10.43	4.50
Property lists				
Per Page	3.00	2.26	2.16	4.50
Supplementary list (Per page)	3.00	2.26	2.16	4.50
Address Labels (Per page)	6.00	4.51	4.32	4.50
Property lists				

Electronic cd	352.00	306.51	293.31	4.50
Search fees				
Search for info not on register	124.00	107.64	103.01	4.50
Search for info on register	113.00	98.41	94.17	4.50
Search for info on deeds & documents	133.00	115.83	110.85	4.50
Search for info on outstanding acc.	124.00	107.64	103.01	4.50
Search for info not covered above	176.00	152.74	146.16	4.50
Administration Fee - Clearance certificate	114.00	98.74	94.49	4.50
Penalty charge for recurring request for Clearance Certificate	348.00	302.59	289.56	4.50

KOUGA MUNICIPALITY (EC108)

SPECIAL COUNCIL MEETING

FINANCE

DATE: 19 JUNE 2020 **ITEM: 20/06/F26**

REVISION OF VARIOUS TARIFFS: PLANNING, DEVELOPMENT AND TOURISM FOR THE 2020/21 FINANCIAL YEAR

1. Purpose

The purpose of this report is to request the approval of the proposed fees and charges for Planning and Development, for the 2020/21 financial year.

2. Background

Directorates, in consultation with the Chief Financial Officer are required to review fees and charges, at least once a year.

The fees and charges have been increased with 4,50% as reflected in Annexure 'J'.

3. Recommendation

3.1 That the Council**, by resolution taken by majority of its full number**, and in terms of Sections 30(2) and 93(4) of the Local Government: Municipal Structures Act, Act 117 of 1998 (as amended), read in conjunction with Chapter 4 of the Local Government: Municipal Finance Management Act, Act 56 of 2003, approves the fees and charges in respect of Planning and Development, as reflected in **Annexure 'J',** with effect from 1 July 2020.

Item prepared by: Manager Revenue

Item approved by: Chief Financial Officer

Item endorsed by the Municipal Manager

Noted by the Portfolio Councillor:

ANNEXURE K	2020/21	2020/21	2019/20	%
SERVICE DESCRIPTION	VAT Inclusive	15% Exclusive	15% Exclusive	Increase
	R	R	R	
PLANNING AND DEVELOPMENT				
Hoarding fees	670.00	582.74	555.52	4.90
Penalty fee	1 568.00	1 363.04	1 304.35	4.50
Building plan fees				
Minor building applications (< 10m²)	683.00	593.79	568.22	4.50
Garden Walls and Fixed Fences	529.00	460.13	440.31	4.50
Garden Walls and Fixed Fences - (RDP & Sub economic area)	264.50	230.06	220.16	-4.50
Swimming Pools	683.00	593.79	568.22	4.50
RDP Housing /Sub-economic area				
0 - 50 m²	529.00	460.13	440.31	4.50
51 - 100 m²	652.00	567.26	542.83	4.50
101 - 150 m²	878.00	763.15	730.28	4.50
151 - 200 m²	1 008.00	876.40	838.66	4.50
Other				
11 - 20 m²	1 132.00	984.54	942.14	4.50
for each additional 10 m² or part thereof up to 3000 m²	187.00	162.22	155.23	4.50
greater than 3001 m² per 500 m² or part thereof	562.00	488.71	467.66	4.50
Fees are applicable to a once-off submission and no phase or separate submissions will be considered.				
Wind Turbines				
Per Turbine	9 702.00	8 436.30	8 073.01	4.50
Any structure additional to turbine				
11 - 20 m²	1 245.20	1 082.78	1 035.91	4.50
for each additional 10 m² or part thereof up to 3000 m²	205.70	178.87	171.22	4.50
greater than 3001 m² per 500 m² or part thereof	618.20	537.57	514.61	4.50
Industrial rural (Agricultural)				
11 - 20 m²	1 245.20	1 082.78	1 035.91	4.50
for each additional 10 m² or part thereof up to 3000 m²	205.70	178.87	171.22	4.50
greater than 3001 m² per 500 m² or part thereof	618.20	537.57	514.61	4.50
Churches				
0 - 1000 m²	1 552.00	1 349.80	1 291.67	4.50

greater than 1000 m²	265.00	230.58	220.65	4.50
Revised plan				
RDP Housing/Sub-economic	529.00	460.13	440.31	4.50
Other	930.00	809.05	774.21	4.50
Re-Inspection Fees				
RDP Housing/Sub-economic	405.00	351.98	336.83	4.50
Other	405.00	351.98	336.83	4.50
Penalty inspection fees	878.00	763.15	730.28	4.50
Search fees per hour or any part thereof	157.00	136.71	130.82	4.50
Deed Search and Copy of Title Deed	207.00	179.57	171.84	4.50
Erf dimensions or zoning information per A4	43.00	37.10	37.10	0.00
Photo copies				
Black				
A0	57.00	49.99	47.84	4.50
A1	29.00	25.51	24.41	4.50
A2	15.00	13.26	12.69	4.50
A3	18.00	15.31	14.65	4.50
A4	6.00	5.11	4.89	4.50
Colour				
A0	114.00	99.13	95.65	4.50
A1	58.00	50.43	48.70	4.50
A2	30.00	26.09	26.09	4.50
A3	36.00	31.30	29.57	4.50
A4	12.00	10.43	10.43	4.50
Maps				
Town map B&W	265.00	230.58	220.65	4.50
Zoning map Colour	590.00	513.19	491.09	4.50
Building Deposits				
Where possible, building deposits are placed on on a debtor's account relevant to the applicable erf, alternatively the suspense account is utilized				
Single res. building smaller than 50 m²		728.00	696.00	4.50
Single res. building above 50 m²		2 731.00	2 613.00	4.50
RDP Housing and Informal housing smaller than 50 m²		292.00	279.00	4.50
RDP Housing and Informalhousing above 50 m²		728.00	696.00	4.50
Other zonings (Excl. Single res. And RDP Housing and Informal Housing)		7 259.00	6 946.00	4.50
Paradise Beach sub-economic area		728.00	696.00	4.50
Churches		364.00	348.00	4.50
Penalties				
Building without approval				

Whenever a building or structure is erected without the prescribed building plans a penalty of 4 times the building plan fees will be payable.	Plus VAT	Sundry Amounts	Sundry Amounts	
Inspection Fees				4.50
No inspection called for - all zonings (per inspection)	878.00	763.15	730.28	4.50
Town planning & Erf Information				
Zoning Certificates	131.00	114.27	109.35	4.50
Extension of Validity Period of Approval	183.00	159.16	152.30	4.50
Reason for Decision of Municipal Tribunal, Land Development Officer or Appeal Authority	183.00	159.16	152.30	4.50
Scheme regulations document : Kouga Municipality	541.00	470.34	450.09	4.50
SDF Colour Maps - Document	827.00	719.28	688.30	4.50
SDF Colour Maps - CD	381.00	331.58	317.31	4.50
Land use application				
Rezoning application : Other	6 645.00	5 778.69	5 529.85	4.50
Rezoning application : RDP Housing/erven smaller than 250m²	3 136.00	2 727.13	2 609.70	4.50
Departure application : Other	6 645.00	5 778.69	5 529.85	4.50
Departure application : RDP Housing/erven smaller than 250m²	3 136.00	2 727.13	2 609.70	4.50
Sub-division application : Other (Into 2 Erven)	6 645.00	5 778.69	5 529.85	4.50
Sub-division application : Other (Into 3 - 250 Erven)	13 290.00	11 557.39	11 059.70	4.50
Sub-division application : Other (Into 251 - 1000 Erven)	19 935.00	17 336.08	16 589.55	4.50
Sub-division application : Other (Into > 1000 Erven)	33 225.00	28 893.77	27 649.56	4.50
Sub-division application : RDP Housing/erven smaller than 250m²	3 136.00	2 727.13	2 609.70	4.50
Combined Application : Rezoning, Sub-Division, Departure (Into 2 Erven)	8 214.00	7 142.77	6 835.19	4.50
Combined Application : Rezoning, Sub-Division, Departure (Into 3 - 250 Erven)	13 291.00	11 557.39	11 059.70	4.50
Combined Application : Rezoning, Sub-Division, Departure (Into 251 - 1000 Erven)	19 936.00	17 336.08	16 589.55	4.50
Combined Application : Rezoning, Sub-Division, Departure (Into > 1000 Erven)	33 228.00	28 893.49	27 649.27	4.50
All State/Municipal Projects/Applcations are exempt from application fees	**No charge**	**No charge**	**No charge**	
Removal of restrictive title deed conditions	7 320.00	6 365.34	6 091.24	4.50
Removal of restrictive title deed conditions and Departure	8 365.00	7 274.11	6 960.87	4.50
Consent use application : Other	6 645.00	5 778.69	5 529.85	4.50
Consent use application : RDP Housing/erven smaller than 250m²	3 136.00	2 727.13	2 609.70	4.50
Site Development Plan Submission	1 645.88	1 431.20	1 369.57	4.50
Application for exemption from Municipal Approval (Sec 66 SPLUM by-law)	1 464.00	1 273.28	1 218.45	4.50
Occupational Practice - Other Rights	345.00	299.95	287.03	4.50

Application for Appeal	1 464.00	1 272.81	1 218.00	4.50
Amendment, deletion or addition of conditions i.r.o. existing approval	1 645.00	1 430.81	1 369.20	4.50
Approval/ amendment of constitution of an 'owners' association	1 464.00	1 272.81	1 218.00	4.50
Determination of Zoning - Sec 181 of Splum by-law	6 646.00	5 779.16	5 530.30	4.50
Amendment of Subdivision Plan - Sec 57 Splum by-law	1 646.00	1 431.20	1 369.57	4.50
Consolidation	5 069.00	4 407.48	4 217.68	4.50
Augmentation Contributions				
Council will consider entering into a service agreement for developments bigger than 1 Ha or where it is the best option. This will be negotiated at the discretion of the Council.				
Augmentation Fees				
Electricity	17 193.00	12 663.85	14 070.95	-10.00
Roads and Storm Water	6 344.00	4 751.04	5 278.94	-10.00
Refuse	3 905.00	2 856.43	3 173.81	-10.00
Sewerage	31 732.00	23 208.94	25 787.72	-10.00
Water	30 785.00	22 287.06	24 763.40	-10.00
Subdivisions/Rezonings/Departures				
Kouga Area				
Any Subdivision / Departure	Plus VAT	Per services agreement	Per services agreement	
Any Rezoning	Plus VAT	Per services agreement	Per services agreement	
Additional Dwelling Unit per newly created unit	79 077.00	68 762.81	65 801.73	4.50
Guest Houses (Accom. Establishment) per m² of total erf	52.00	44.90	42.96	4.50
Any other tariff as determined by Council	Plus VAT	Sundry Amounts	Sundry Amounts	
Advertising Tariffs				
Annual rent tourism boards	341.00	296.89	284.10	4.50
Tourism boards : Application	878.00	763.15	730.28	4.50
Advertising boards confiscated per board <1m²	209.00	181.78	173.96	4.50
Advertising boards confiscated per board >1m²	529.00	460.13	440.31	4.50
Business advertising application < 1m²	217.00	188.75	180.62	4.50
Business advertising application between 1m² and 5 m²	405.00	351.98	336.83	4.50
Business advertising application > 5m²	1 323.00	1 150.84	1 101.28	4.50
Municipal roads reserve advertising costs per month > 1m²	274.00	238.53	228.26	4.50
Business advertising cost between 1m² and 5 m² - monthly	549.00	477.07	456.52	4.50
Election Posters (Per Party / Per Candidate / Per Ward)	878.00	763.15	730.28	4.50
Advertising Trailers (Per Month or part thereof)	388.00	337.70	323.16	4.50

Illuminated street signs	4 778.00	4 154.46	3 975.56	4.50
Poster advertising (Max 100 posters)	1 062.00	923.33	883.57	4.50
Sundry Income	Plus VAT	Sundry Amounts	Sundry Amounts	

REPORTS BY THE OFFICE OF THE MUNICIPAL MANAGER

KOUGA MUNICIPALITY (EC 108)

SPECIAL COUNCIL MEETING

OFFICE OF THE MUNICIPAL MANAGER

DATE: 19 JUNE 2020 **ITEM NO.: 20/06/MM3**

2020/21 DRAFT IDP REVIEW OF THE 5 YEAR IDP (2017/2022)

1. Introduction

The purpose of this report is to table the 2020/21 review of the 2017/22 Integrated Development Plan for consideration by Council.

2. Legislative requirements

Section 34 of the Local Government Municipal Systems Act, 32 of 2000 prescribes that:

"Annual review and amendment of integrated development plan – A municipal council -

(a) must review its integrated development plan –

(i) annually in accordance with an assessment of its performance measurements in terms of section 41: and

(ii) to the extent that changing circumstances so demand; and

(b) may amend its integrated development plan in accordance with a prescribed process.

3. Background

This report is the third (3rd) review of the 2017/22 Integrated Development Plan of the Kouga Municipality. The process started with the adoption of the IDP Process Plan on 30 July 2020, Council Resolution no. 19/07/MM2 which included all the different processes and timeframes to be followed. The process plan also made provision for compliance timeframes of the financial reporting cycles as well as performance management.

The IDP review for 2020/21 was informed by the following:

- The municipality's overall performance attained for the 2019/20 financial year as well as the mid-year performance for 2019/20 financial year;
- Comments from the MEC for Local Government and Traditional Affairs and other stakeholders; and
- Changing circumstances in the municipal area.

4. Community Involvement

According to the Local Government Systems Act, Act 32 of 2000, Section 16, a municipality must develop a culture of municipal governance that complements formal representative government with a system of participatory governance by encouraging and create conditions for the local community to participate in the affairs of the municipality.

The municipality take cognizance of the importance of community participation and therefore schedule at least 2 rounds of public meetings in all wards and certain towns in the municipal area. The 1st round of meetings, according to the process plan, was held form 28 October 2019 to 26 November 2019.

There was a marked increase in the attendance of meetings by the public. However, ward 1 and ward 6 meetings did not take place. The meetings started at 18:00 at night and most of the meetings ended at 21:00. It is requested that councillors and management be visible at public meetings and encourages the community to attend the meetings that can make a difference in their lives and participation in decision making.

The 2nd round public meetings could not take place due to the unfortunate circumstances we as a municipality has found ourselves due to Covid-19. However the municipality has tried its best to involve the community by having a media briefing on 8 June 2020 as well as making use of social media, municipal website and municipal notice boards.

5. Meetings

The following meetings were held and attended held during the 1st three phases of the IDP process:

3 Ward Based Planning Workshops
1 round of Public Meetings
2 District Consultative Meetings
1 District Representative Forum Meeting
1 Strategic Planning Session
1 IGR Meeting
2 Budget Meetings
1 IDP Assessment

The IDP Manager also attended an IDP Workshop in Bhisho on 30 January 2019. The annual IDP Assessment was held at the Mpekweni Holiday Resort from 1 – 2 August 2019. The municipality again a scored a **HIGH** rating in all 5 KPA's for the 2nd review of the 2017-2020 IDP Review. The assessment is a very exhausting exercise and it is very important that a delegation accompany the IDP Manager to the annual assessment.

6. Consideration of matters raised at public meetings

There is an overall misconception by the public regarding funding and implementation of projects which should be addressed in the 2nd round of public meetings. The general matters raised at the public participation meetings were mainly of the slow progress in basic service delivery, housing and job creation. An effort should be made to attend to at least one priority per year in each ward so that the community may have more faith in municipal governance.

7. Priorities per ward

A consolidated ward priority list of all 15 wards were presented at the strategic planning session held on 13 March 2020. The priority list was presented in order to consider the inputs of the community for the 2020/21 budget process. A total of 33 priorities were finally decided on and these priorities are aligned to the budget for 2020/21.

8. Recommendation

8.1 That the 2020/21 Draft IDP Review of the 5 Year IDP (2017/2022) be deferred and be reconsidered within 7 (seven) days at a Special Council meeting for final submission.

8.2 That the 2020/21 Draft IDP Review of the 5 Year IDP (2017/2022) be placed on the Kouga Website for public participation.

Item prepared by : **The Manager: IDP**

Approved by : **The Municipal Manager**