



K O U G A


local municipality

Good Governance through Service Excellence


DRAFT TARIFFS

2024/25

FINANCE &
ECONOMIC
DEVELOPMENT

 SERVICE DESCRIPTION	2024/25	2024/25	2023/24	%
	VAT Inclusive	15% Exclusive	15% Exclusive	Increase
ASSESSMENT RATES 030				
Ratio				
Residential		0,007786	0,007380	6%
Vacant Land		0,011679	0,011070	6%
Private Open Place/Space		0,007786	0,007380	6%
Business / Commercial Properties		0,009732	0,009225	6%
Business: Vacant Land		0,011679	0,011070	6%
Industrial Property		0,009732	0,009225	6%
Industrial: Vacant Land		0,011679	0,011070	6%
Properties Owned By Organ of State and Used For Public Service Benefit		0,013002	0,012325	6%
Agricultural		0,001946	0,001845	6%
Other				
Public Benefit Organisation		0,001946475	0,001845	6%
Public Service Infrastructure (P.S.I.)		0,001946475	0,001845	6%
Mining Properties		0,013002453	0,012325	6%
Exemptions/Reductions/Rebates			Rebates	
Exemptions, Reductions and rebates in respect of owners of categories of properties				
Public Benefit Organisations: Applications for Public Benefit organizations must reach the municipality before end October of the municipal financial year in which relief is sought. A tax exemption certificate issued by the South African Revenue Services(SARS) as contemplated in Part 1 of the Ninth Schedule of the Income Tax Act ,1962 No 58 of 1962.				
Public Open Spaces/Private Open Place will be exempted from paying property rates.				
Exemptions, Reductions and rebates in respect of categories of owners of properties				
R 100 000, including the impermissible rate of R15 000, for Owners who qualify for Equitable Share.			100 000	
Residential properties with a market value up of R400 000 including the impermissible rate of R15 000.			R2 952(max)	
R 200 000 on one residential property, including the impermissible rate of R15 000, for Rate Payer 60 years and older with a gross household income not more than R15 000.00			200 000	
Other				
Interim Valuation Request	542	472	445	6%
Valuation certificates	135	117	110	6%
Reasons for Valuation		cost +10%	cost +10%	6%
FINANCE : REVENUE SECTION 223				
Foreign Exchange Charges	Plus VAT	Sundry Amounts	Sundry Amounts	
Photo copies				
Black				
A3	21	19	18	6%
A4	7	6		6%
Colour			6	
A3	42	37	35	6%
A4	14	12	12	6%
Property lists				
Per Page	3	3	3	6%
Supplementary list (Per page)	3	3	3	6%
Address Labels (Per page)	6	5	5	6%
Search fees				
Search for info not on register	149	129	122	6%
Search for info on register	136	118	112	6%
Search for info on deeds & documents	160	139	132	6%
Search for info on outstanding acc.	149	129	122	6%
Search for info not covered above	211	183	174	6%
Administration Fee - Clearance certificate	136	119	112	6%
Penalty charge for recurring request for Clearance Certificate	418	363	344	6%

COMMUNITY & SAFETY SERVICES

 SERVICE DESCRIPTION	2024/25	2024/25	2023/24	%
	VAT Inclusive	15% Exclusive	15% Exclusive	Increase
BUILDINGS & PROPERTIES 70				
<u>Rental : Halls & Facilities</u>				
LARGE HALLS				
Hankey Vusumsi Landu Hall				
Humansdorp Country Club Hall				
Kruisfontein Civic Centre				
Jeffreys Bay Newton Hall				
Patensie Community Hall				
Thornhill Katrien Felix Hall				
<u>Deposit</u>				
Damages		1 296	1 216	6,50%
Church Gathering (per 2 hr)	255	222	208	6,50%
Concert (Non-Drinking Function)	792	689	647	6,50%
Cleaning fees (max 3 hours) optional	575	500		
Small				
Concert Practice	168	146	137	6,50%
Conferences (per day)	997	867	814	6,50%
Dance and Disco (Drinking Functions)	1 752	1 523	1 430	6,50%
Fetes / Bazaars	431	375	352	6,50%
Funeral (per 2 hr)	255	222	208	6,50%
Kitchen Rental	575	500	469	6,50%
Meetings (Non-Political)	575	500	469	6,50%
Meetings (Political)	1 118	972	913	6,50%
School Functions	431	375	352	6,50%
Service Organisations : Social Clubs / Presentations	194	169	158	6,50%
Special Events (Decorations)	429	373	351	6,50%
Special Events : Anniversaries / Birthdays / Gala Evenings / Kitchen Parties/Weddings	1 021	888	834	6,50%
Sport and Recreation (per day)	703	612	574	6,50%
Welfare organisation per year	787	685	643	6,50%
MEDIUM HALLS 50%				
Andrieskraal Hall				
Weston Hall				
Kwanomzamo Hall				
Aston Bay Hall				
Pellsrus Hall				
Loerie Hall				
Sea Vista Hall				
Tokyo Sexwale Sportsfield Hall				
Pellsrus Caravan Park Hall				
Patensie Sportsfield Hall				
Thornhill Clubhouse				
<u>Deposit</u>				
Damages		1 296	1 216	6,50%
Church Gathering (per 2 hr)	177	154	145	6,50%
Concert (Non-Drinking Function)	493	429	403	6,50%
Cleaning fees (max 3 hours) optional	345	300		
Concert Practice	112	98	92	6,50%
Conferences (per day)	666	579	544	6,50%
Dance and Disco (Drinking Functions)	1 062	924	867	6,50%
Fetes / Bazaars	283	246	231	6,50%
Funeral (per 2 hr)	177	154	145	6,50%
Kitchen Rental	511	445	417	6,50%
Meetings (Non-Political)	378	329	309	6,50%
Meetings (Political)	575	500	469	6,50%
School Functions	177	154	145	6,50%
Service Organisations : Social Clubs / Presentations	105	92	86	6,50%
Special Events (Decorations)	283	246	231	6,50%
Special Events : Anniversaries / Birthdays / Gala Evenings / Kitchen Parties/Weddings	511	445	417	6,50%
Welfare organisation per year	394	342	321	6,50%
Sport and Recreation (per day)	352	306	287	6,50%
Other				
Encroachment Fees	Plus VAT	Sundry Amounts	Sundry Amounts	
Rental : Commonage	Plus VAT	Sundry Amounts	Sundry Amounts	
Rental : Municipal Houses	Plus VAT	Sundry Amounts	Sundry Amounts	
Rental : Quarry	Plus VAT	Sundry Amounts	Sundry Amounts	
Rental : Sundry	Plus VAT	Sundry Amounts	Sundry Amounts	

CARAVAN PARKS & CAMPING SITES		100			
<i>This tariff is applicable for all Caravan Parks/Camping Sites within the Kouga Jurisdictional Area</i>					
IN SEASON					
<i>In Season includes December/January and March/April School Holidays.</i>					
<i>All Tariffs are per day and include 4 persons per site, and 1 Vehicle.</i>					
<i>Additional Costs are payable per person for more than 4 persons, and per vehicle for more than 1 vehicle</i>					
CARAVAN PARKS/CAMPING					
Stand with Electricity	745	648	609	6,50%	
Fee per Additional Vehicle	105	91	86	6,50%	
Fee per Additional Person	105	91	86	6,50%	
Entrance fee (4 people)	47	41	-		
Caravan Clubs (10% Discount on Normal Tariffs)					
<i>More than 10 Caravans, Maximum of 40</i>					
<i>More than 40 Caravans only May - November</i>					
Stand with Electricity	671	583	548	6,50%	
Fee per Additional Car	94	82	77	6,50%	
Fee per Additional Person	94	82	77	6,50%	
CHALETs					
Damage					
Deposit	1 705	1 482	1 392	6,50%	
Chalets					
1 Bedroom	922	802	534	50,00%	
2 Bedroom	1 434	1 247	831	50,00%	
OTHER					
Day Visitors Entrance Fee					
Per Person (Kids under 12 years get free entrance)	44	38	36	6,50%	
OUT OF SEASON (50% of In-Season Tariffs)					
<i>All Tariffs are per day and include 4 persons per site, and 1 Vehicle.</i>					
<i>Additional Costs are payable per person for more than 4 persons, and per vehicle for more than 1 vehicle</i>					
<i>Discount of 30% will be allowed to pensioners out of season.</i>					
CARAVAN PARKS					
Stand with Electricity	373	324	304	6,50%	
Fee per Additional Vehicle	52	45	43	6,50%	
Fee per Additional Person	52	45	43	6,50%	
Caravan Clubs (30% Discount on Normal Tariffs)					
<i>More than 10 Caravans, Maximum of 40</i>					
<i>More than 40 Caravans only May - November</i>					
Stand with Electricity	335	292	274	6,50%	
Fee per Additional Vehicle	47	41	38	6,50%	
Fee per Additional Person	47	41	38	6,50%	
CHALETs					
Damage					
Deposit		1 482	1 392	6,50%	
Chalets					
1 Bedroom	460	400	267	50,00%	
2 Bedroom	748	650	416	50,00%	
Monthly Tariff					
<i>Not Applicable In Season (Normal Tariffs Apply)</i>					
<i>Additional Persons pay full tariff per day</i>					
<i>Additional Vehicles pay full tariff per day</i>					
<i>Up to 30 Days</i>					
Chalets					
1 Bedroom only 3 people per chalet and 1 vehicle	3 887	3 380	3 173	6,50%	
2 Bedroom only 5 people per chalet and 1 vehicle	4 534	3 943	3 702	6,50%	
OTHER					
Day Visitors Entrance Fee					
Per Vehicle	44	38	36	6,50%	
Per Person	44	38	36	6,50%	
Monthly Tariff					
<i>Not Applicable In Season (Normal Tariffs Apply)</i>					
<i>Tariff includes 4 persons per site, and 1 Vehicle.</i>					
<i>Additional Persons pay full tariff per day</i>					
<i>Additional Vehicles pay full tariff per day</i>					
<i>Up to 30 Days</i>					
Weekly (15 days) (4 people)	4 755	4 135	3 883	6,50%	
Fee per Additional 2 people, Per Day	2 721	2 366			
	230	200			
Pensioners (per 2 people)					
Camping					
Extras person per day	173	150			
Monthly (maximum 2 monthly)	60	52	49	6,50%	
Weekly (15 days)	3 450	3 000			
	1 725	1 500			

CEMETERIES					110
<i>This tariff is applicable for all Cemeteries within the Kouga Jurisdictional Area</i>					
Adult graves					
Grave Plot		558	485	456	6,50%
Dig Grave		992	862	810	6,50%
Dig & Fill Grave		1 179	1 025	963	6,50%
Re-enter & Fill Grave		1 114	969	909	6,50%
Extra Depth		256	223	209	6,50%
Children graves					
Grave Plot		372	323	304	6,50%
Dig & Fill Grave		765	665	624	6,50%
Dig Grave		727	632	594	6,50%
Re-enter & Fill Grave		720	626	588	6,50%
Other					
Niche		161	140	132	6,50%
Tombstone Application		314	273	257	6,50%
Kerbing					
Roll Over Stones per metre		320	278	261	6,50%
					6,50%
ENVIRONMENTAL HEALTH					210
APPLICATION FEES					
Business Licence		102	88	83	6,50%
Traditional Slaughtering		171	149	139	6,50%
Exhumations		2 663	2 315	2 174	6,50%
					6,50%
CERTIFICATES					
Certificate of Acceptability/Competence		215	187	176	6,50%
Condemnation Certificate		215	187	176	6,50%
Health Certificate		212	185	176	5,00%
HAWKERS STANDS PER MONTH					
Arts & Crafts (including wood)		129	112	105	6,50%
Fruit & Vegetables		194	169	158	6,50%
Clothing Jewellery		441	383	360	6,50%
2nd Hand goods		194	169	158	6,50%
Food stalls		306	266	250	6,50%
Wood and Wood products		140	122	-	6,50%
SEASONAL HAWKERS STAND PER DAY					
Arts & Crafts		109	95	89	6,50%
Fruit & Vegetables		184	160	150	6,50%
Clothing Jewellery, etc		109	95	89	6,50%
2nd Hand goods		109	95	89	6,50%
Food stalls		323	281	264	6,50%
Movable trading (push trolleys) per trolley		-	-	-	6,50%
Beach equipment and accessories		323	281	264	6,50%
Wood and Wood products		118	103	-	6,50%
ENVIRONMENTAL MANAGEMENT FEE					731
Undeveloped erven - per annum		668	581	545	6,50%
Domestic					
Households		56	48	45	6,50%
Free Basic Services to Registered Indigent Consumers		-56	-48	-45	6,50%
Multi Dwelling Units (per Unit)		56	48	45	6,50%
Skips		253	220	-	
Commercial					
Small		61	53	401	
Medium		122	106	529	
(3 Removals per week, monthly tariff)		122	106	673	
(6 Removals per week, monthly tariff)		985	856	856	
Skips		1 133	985	-	
FIRE FIGHTING SERVICES					230
Fires					
Major Spillages road or rail					
Vegetation fires					
Tariffs per hour or part thereof					
Major appliance (inclusive of manpower)					
Aerial Support		48 990	42 600	40 000	6,50%
Rescue pumps		2 417	2 102	1 974	6,50%
Auxiliary appliance (Inclusive of manpower)					
Off-Road, light/heavy rescue, hazmat units		1 096	953	895	6,50%
Service vehicles (Inclusive of manpower)					
LDV's and transporters		633	550	517	6,50%
Trailers & units (inclusive of manpower)					
Fuel/hydrant trailer, BA trailer and command unit		320	278	261	6,50%
Personnel charges (cost if additional personnel required)					
Senior Officer		633	550	517	6,50%
Officers		320	278	261	6,50%
Fire Fighters		164	142	134	6,50%
Humanitarian calls					
Motor vehicle accidents		No charge	No charge	No charge	
Rescues		No charge	No charge	No charge	

Service rendered outside area of jurisdiction				
Tariffs per hour or part thereof				
Major appliance (inclusive of manpower) Rescue pumps/Aerial appliance	4 835	4 204	3 948	6,50%
Auxiliary appliance (Inclusive of manpower) Off-Road, light/heavy rescue, hazmat units	2 192	1 906	1 790	6,50%
Service vehicles (Inclusive of manpower) LDV's and transporters	1 266	1 101	1 033	6,50%
Trailers & units (inclusive of manpower) Fuel/hydrant trailer, BA trailer and command unit	640	557	523	6,50%
Personnel charges (cost if additional personnel required) Senior Officer	1 266	1 101	1 033	6,50%
Officers	640	557	523	6,50%
Fire Fighters	327	285	267	6,50%
Standby duties				
Water jets (65mm hose)	509	442	415	6,50%
Monitoring of incidents				
Tariffs per hour or part thereof				
Major appliance (inclusive of manpower) Rescue pumps/Aerial appliance	1 209	1 051	987	6,50%
Auxiliary appliance (Inclusive of manpower) Off-Road, light/heavy rescue, hazmat units	548	477	448	6,50%
Service vehicles (Inclusive of manpower) LDV's and transporters	316	275	258	6,50%
Trailers & units (inclusive of manpower) Fuel/hydrant trailer, BA trailer and command unit	160	139	131	6,50%
Personnel charges (cost if additional personnel required) Senior Officer	316	275	258	6,50%
Officers	160	139	131	6,50%
Fire Fighters	82	71	67	6,50%
Service rendered outside area of jurisdiction				
Tariffs per hour or part thereof				
Major appliance (inclusive of manpower) Rescue pumps/Aerial appliance	2 417	2 102	1 974	6,50%
Auxiliary appliance (Inclusive of manpower) Off-Road, light/heavy rescue, hazmat units	1 096	953	895	6,50%
Service vehicles (Inclusive of manpower) LDV's and transporters	633	550	517	6,50%
Trailers & units (inclusive of manpower) Fuel/hydrant trailer, BA trailer and command unit	320	278	261	6,50%
Personnel charges (cost if additional personnel required) Senior Officer	633	550	517	6,50%
Officers	320	278	261	6,50%
Fire Fighters	164	142	134	6,50%
Other				
Certified copy of incident report	193	168	158	6,50%
Population certificate	339	295	277	6,50%
Training				
Attendance of training courses held under the auspices of the Fire and Emergency Services Per person per day	615	535	502	6,50%
Per person per half day or part thereof	320	278	261	6,50%
Re-issue Certificates	164	142	134	6,50%
Fire prevention tariff per hour or part thereof				
Events porpulation certificate	449	390		
Transportation of dangerous goods certificate	449	390		
Inspection and issue of events clearance certificates	449	390		
Renewal of licence to store petroleum/liquified petroleum gas	415	361	339	6,50%
Approval of LPG installation plans	415	361	339	6,50%
Approval of petroleum storage plans	415	361	339	6,50%
Approval of bulk storage hazardous installation	1 182	1 028	965	6,50%
Inspections	1 182	1 028	965	6,50%
Survey	1 182	1 028	965	6,50%
Certification of premises	415	361	339	6,50%
Issuing of control burning permits	415	361	339	6,50%
Investigation	1 182	1 028	965	6,50%
Lectures/evacuation drills	1 182	1 028	965	6,50%
Issuing of certificate of competency	1 182	1 028	965	6,50%
Public education			No charge	
Approval of rational designs	415	361	339	6,50%
Approval of major hazardous installation reports	415	361	339	6,50%
LIBRARY	500			
<i>This tariff is applicable for all Libraries within the Kouga Jurisdictional Area</i>				
Lost				
Books				
<i>Note that this amount is determined by the value of the actual item</i>				
	Sundry Amounts	Sundry Amounts	Sundry Amounts	
Fines				
Books Per day	1	1	1	6,50%
3 Months or Longer	175	152	143	6,50%
Photo copies				
Black				
A3	2	2	1	6,50%
A4	1	1	1	6,50%
Colour				
A3	3	3	3	6,50%
A4	1	1	1	6,50%
Other				
Visitors Administration Fee	27	23	22	6,50%
Duplicate Membership Cards	27	23	22	6,50%
Third replacement of cards	51	45	42	6,50%
More than 3 replacement of Cards	77	67	63	6,50%

Deposit				
Per Book (Visitors)	147	128	120	6,50%
NATIONAL TRAFFIC (NATIS)	590			
Drivers Licence : Application : Light Vehicle	No VAT	309	309	
Drivers Licence : Application : Heavy Vehicle	No VAT	362	362	
Drivers Licence : Temporary	No VAT	101	101	
Drivers Licence : Issue renewal	No VAT	227	227	
Duplicate : Learners Licence	No VAT	189	189	
Duplicate : Registration Certificate	No VAT	674	674	
Learners Licence : Application	No VAT	224	224	
Learners Licence : Certificate	No VAT	72	72	
Instructor Certificate : Application	No VAT	362	362	
Public Driving Permit : Application	No VAT	113	113	
Roadworthy Certificate	No VAT	72	72	
Roadworthy Certificate : Application : Motor Cycles	No VAT	110	110	
Roadworthy Certificate : Application : Other Vehicle	No VAT	192	192	
Roadworthy Certificate : Application : Goods Vehicle	No VAT	224	224	
Roadworthy Certificate : Application : Busses	No VAT	236	236	
Vehicle Licences (81%)	No VAT	Sundry Amounts	Sundry Amounts	
Vehicle Licences (19%)	No VAT	Sundry Amounts	Sundry Amounts	
Vehicle Registration	No VAT	139	139	
Vehicle Registration Penalties	No VAT	Sundry Amounts	Sundry Amounts	
Vehicle De-Registration	No VAT	Sundry Amounts	Sundry Amounts	
Temporary Permit	No VAT	110	110	
Special Permit	No VAT	85	85	
Disabled Parking Disc	No VAT	117	117	
RTMC (Transaction Fees)	No VAT	76	76	
Disabled Parking Issuing/Renewal	No VAT	117	117	
Disabled Parking Application	No VAT	210	210	
IMPOUNDMENT OF VEHICLES				
First time offenders	2 807	2 441	2 441	
Second time offenders	4 491	3 905	3 905	
Third time offenders	8 982	7 811	7 811	
NATURE CONSERVATION	600			
GAMTOOS RIVER MOUTH NATURE RESERVE				
Camping/Caravan Sites				
Max 6 persons p/day	133	116	109	6,50%
Extra per person per day	35	31	29	6,50%
Once off entrance fee	83	72	68	6,50%
Entrance Fees	-			
Entrance fee	83	72	68	6,50%
Gamtoos Mouth Home-Owners Annual Entrance Fee	362	315	296	6,50%
Pedestrians per person or more than 6 persons per vehicle (per person)	35	31	29	6,50%
LOERIEDAM NATURE RESERVE				
Day Visitors	35	31	29	6,50%
Rentals				
Field study centre : per person per night	162	141	132	6,50%
Robinson's camp : per person per day	45	39	37	6,50%
Robinson's camp : per person per night	104	90	85	6,50%
Education courses				
per person per course (exclude first two teachers)	79	69	65	6,50%
per pupil per weekend	104	90	85	6,50%
BOAT REGISTRATION FEES (River Licenses)				
Launch site Boat Permit Fee				
Per day	225	196		
7 days	1 200	1 043	174	
River Permits (Kromme Joint River Committee)				
The sliding scale is to encourage smaller boats and engines, and to discourage bigger vessels If there are multiple engines on a boat, the fee will be based on the total engine capacity				
Recreational Vessels (per annum)				
Up to 15hp	540	470	443	
16hp to 119hp	860	748	704	
120hp to 249hp	1 320	1 148	1 078	
250hp to 299hp	2 250	1 957	1 826	
300hp to 399hp	3 500	3 043		
400hp and greater	5 000	4 348		
Multi Vessels (per annum)				
Up to 15hp	1 040	904	848	
16hp to 119hp	1 350	1 174	1 109	
120hp to 249hp	1 810	1 574	1 483	
250hp to 299hp	2 720	2 365	2 230	
300hp to 399hp	6 685	5 813		
400hp and greater	9 550	8 304		
Commercial Vessels (per annum)				
Up to 15hp	680	591	557	
16hp to 119hp	1 320	1 148	1 078	
120hp to 249hp	2 180	1 896	1 787	
250hp to 299hp	3 680	3 200	3 013	
300hp to 399hp	4 375	3 804		
400hp and greater	6 250	5 435		
PARKS AND OPEN SPACES	680			
Cleaning of plots : Grass only (per m ²)	3	2	2	6,50%
: Lightly overgrown (per m ²)	5	4	4	6,50%

: Medium overgrown (per m ²)	9	8	7	6,50%
: Heavily overgrown (per m ²)	15	13	13	6,50%
Removal of rubble per load not greater than 9 cubic metre	1 470	1 278	1 200	6,50%
Removal of green waste (more than 2 bags, up to 5 bags)	335	292	274	6,50%
Removal of branches only (truck load)	559	486	457	6,50%
POUND	710			
Sustenance Fees -per day				
Horses, Cattle & Pigs	186	161	161	0,00%
Sheep & Goats	88	77	77	0,00%
Delivery Fee/km	40	35	35	0,00%
Trespass - per day				
Horses, cattle, pigs (minimum)	379	329	329	0,00%
Sheep, goats (minimum)	379	329	329	0,00%
Pound fees per day				
Horses, cattle, ostriches & pigs per head	113	98	98	0,00%
Goats and sheep per head	32	28	28	0,00%
PROTECTION SERVICES	710			
Vehicle Licences (17.5%)	Sundry Amounts	Sundry Amounts	Sundry Amounts	
Towage fees			COST +20%	
Storage fees per day (Sold after 3 months)	55	47	45	6,50%
Storage fees per day - exceeding 30 days	127	110	103	6,50%
Enquiries vehicle accident	201	175	164	6,50%
Selling of Vehicles on a site approved by Council (Per Day)	108	94	88	6,50%
Traffic Assistance				
Events (Per Hour)	429	373	350	6,50%
Funerals (Flat Rate)	752	654	614	6,50%
Fines : Traffic	Sundry Amounts	Sundry Amounts	Sundry Amounts	
Fines : Video Camera	Sundry Amounts	Sundry Amounts	Sundry Amounts	
WASTE	730			
REMOVAL				
Domestic				
Households 50%	272	237	222	6,50%
Additional household bin	136	118	111	6,50%
Free Basic Services to Registered Indigent Consumers	-272	-237	-222	6,50%
Multi Dwelling Units (per Unit)	205	178	167	6,50%
Skips (Multi-dwellings)	3 533	3 072	2 884	6,50%
Skips at Retirement Villages (per month)	2 361	2 053	1 928	6,50%
Commercial				
Small (1 bin)	272	237	222	6,50%
Medium (More than 1 bin/cage)	542	471	443	6,50%
(3 Removals per week, monthly tariff)	1 356	1 179	1 107	6,50%
(6 Removals per week, monthly tariff)	2 928	2 546	2 391	6,50%
Large		-	-	
Skips		-	-	
SUNDRY CHARGES / REMOVALS				
240 Litre Wheely-bin	1 035	900	652	
Condemnation - removal and disposal of food, animals, etc		-	-	
Augmentation Fees				
Refuse	2 975	2 587	2 429	6,50%
SPORTS AND RECREATION	800			
Sportsfield Rental per day : Music Concerts				
Sport Tournaments	2 889	2 512	2 359	6,50%
Profitable Functions(Festivals,Concerts etc)	6 067	5 276	4 954	6,50%
School Sports Tournaments	1 065	926	870	6,50%
Non-Profitable Functions : NGO's, Churches, PO's	1 065	926	870	6,50%
Sports Affiliation per year	552	480	450	6,50%
Welfare organisations per year	740	644	604	6,50%
Deposit				
Damages	1 286	1 118	1 050	6,50%

WATERWAYS	990				
Licence Fees per Annum					
Non Riparian Levy Owners		2 401	2 088	1 969	6,00%
(Riparian Levy Owners first boat free)					
Riparian Levy Owners (for boats in addition to first free boat)		2 005	1 743	1 645	6,00%
Commercial Operators per passager registered on COF		2 268	1 972	1 826	8,00%
Riparian Commercial Operators per passager registered on COF		1 814	1 577	1 461	8,00%
Moorings					
Permanent Moorings					
Annually		9 018	7 842	7 260	8,00%
Bi-Annually		6 769	5 886	5 451	8,00%
Non Permanent Moorings					
Monthly (per calendar month)		3 859	3 356	3 107	8,00%
Riparian Levy					
Per Annum		5 563	4 837	4 563	6,00%
Sundry Income		Sundry Amounts	Sundry Amounts	Sundry Amounts	
Temporary Permits					
One Day		239	208	195	6,00%
Two to Seven Days		1 563	1 359	1 258	8,00%


PLANNING & DEVELOPMENT

 KOUGA Municipality	2024/25	2024/25	2023/24	%
SERVICE DESCRIPTION	VAT Inclusive	15% Exclusive	15% Exclusive	Increase
PLANNING AND DEVELOPMENT				
Hoarding fees	823	716	675	6%
Penalty fee	1 925	1 674	1 579	6%
Building plan fees				
Minor building applications (< 10m ²)	839	729	688	6%
Garden Walls and Fixed Fences	650	565	533	6%
Garden Walls and Fixed Fences - (RDP & Sub economic area)	325	283	267	6%
Swimming Pools	1 920	1 670	1 575	6%
RDP Housing /Sub-economic area				
0 - 50 m ²	650	565	533	6%
1	801	697	657	6%
Other areas				
0- 20 m ²	1 391	1 209	1 141	6%
for each additional 10 m ² or part thereof up to 3000 m ²	229	199	188	6%
greater than 3001 m ² per 500 m ² or part thereof	690	600	566	6%
Fees are applicable to a once-off submission and no phase or separate submissions will be considered.				
Wind Turbines				
Per Turbine	11 915	10 361	9 775	6%
Any structure additional to turbine				
0 - 20 m ²	1 530	1 330	1 255	6%
for each additional 10 m ² or part thereof up to 3000 m ²	252	219	207	6%
greater than 3001 m ² per 500 m ² or part thereof	759	660	623	6%
Industrial rural (Agricultural)				
0 - 20 m ²	1 530	1 330	1 255	6%
for each additional 10 m ² or part thereof up to 3000 m ²	252	219	207	6%
greater than 3001 m ² per 500 m ² or part thereof	759	660	623	6%
Churches				
0 - 1000 m ²	1 906	1 658	1 564	6%
greater than 1000 m ² - for each additional 10m ²	326	283	267	6%
Deviation plan (With no change in area from previous approved plan)	1 152	1 002	945	6%
RDP Housing/Sub-economic	638	555	524	6%
Change of Use (e.g Change of Garage to habitable room with no change of area)	1 216	1 057	998	6%
RDP Housing/Sub-economic	638	555	524	6%
Revised plan				
RDP Housing/Sub-economic				
Residential/Commercial (no area change) *where area change has been done then the penalty will be applicable.				
Re-Inspection Fees				
RDP Housing/Sub-economic	497	432	408	6%
Other	994	865	816	6%
Penalty inspection fees	1 078	937	884	6%
Inspection request Fee- Foundation, drainage, Final,		940 (x2 re-inspection fee)		
Request for Demolition Fee	1 087	945	No Fee	
Application for permission to occupy building before issuing the certificate of occupancy:				
0-1000sqm	4 456	3 875	No Fee	
1001-5000sqm	8 637	7 510	No Fee	
5001- and above	17 538	15 250	No Fee	
Request for Occupation Certificate-		-	No Fee	new
Resubmission Fee- 1st application free, as per NBR, from 2nd fee to be paid by RP	1 087	945	No Fee	new
Search fees per hour or any part thereof	182	158	158	6%
Deed Search and Copy of Title Deed	254	221	208	6%
Erf dimensions or zoning information per A4	52	46	43	6%
Photo copies.				
Black				
A0	71	61	58	6%
A1	36	31	30	6%
A2	19	16	15	6%
A3	22	19	18	6%
A4	7	6	6	6%
Colour				
A0	142	123	116	6%
A1	73	64	60	6%
A2	38	33	31	6%
A3	42	37	35	6%
A4	14	12	12	6%
Maps				
Town map B&W	326	283	267	6%
Zoning map Colour	725	630	595	6%
Building Deposits				
Where possible, building deposits are placed on on a debtor's account relevant to the applicable erf, alternatively the suspense account is utilized				
Sub-economic	2 560	2 226	2 100	6%
Other	19 199	16 695	15 750	6%
Penalties				
Building without approval				
Whenever a building or structure is erected without the prescribed building plans a penalty of 4 times the building plan fees will be payable.				
	Sundry Amounts	Sundry Amounts	Sundry Amounts	
Inspection Fees				
No inspection called for - all zonings (per inspection)				
	1 017	885	835	6%
Town planning & Erf Information				
Zoning Certificates	335	292	275	6%
Extension of Validity Period of Approval	212	184	174	6%
Reason for Decision of Municipal Tribunal, Land Development Officer or Appeal Authority	212	184	174	6%
Scheme regulations document : Kouga Municipality	627	545	514	6%
SDF Colour Maps - Document	958	833	786	6%
SDF Colour Maps - CD	442	384	362	6%

Land use application (All advertising and registered mail costs excluded)				
Rezoning application : Other	5 695	4 952	4 672	6%
Rezoning application : RDP, Low cost housing/erven smaller than 250m ²	1 920	1 670	1 575	6%
Departure application : Other	5 695	4 952	4 672	6%
Departure application : RDP, Low cost housing/erven smaller than 250m ²	1 920	1 670	1 575	6%
Sub-division application : Other (less than 5 Erven)	5 695	4 952	4 672	6%
Sub-division application : Other (Into 6 -250 Erven)	11 391	9 905	9 344	6%
Sub-division application : Other (Into > 251)	17 086	14 857	14 016	6%
Sub-division application : Other (Into > 1000 Erven)	-	-	-	
Sub-division application : RDP, Low cost housing/erven smaller than 250m ²	1 811	1 575	1 575	
Combined Application : Rezoning, Sub-Division, Departure (Into 2 Erven)	8 979	7 807	7 807	
Combined Application : Rezoning, Sub-Division, Departure (Into 3 - 250 Erven)	14 528	12 633	12 633	
Combined Application : Rezoning, Sub-Division, Departure (Into 251 - 1000 Erven)	21 792	18 949	18 949	
Combined Application : Rezoning, Sub-Division, Departure (Into > 1000 Erven)	36 319	31 582	31 582	
Phasing of Subdivision	2 128	1 850	New	
All State/Municipal Projects/Applications are exempt from application fees	No charge	No charge	No charge	
Removal of restrictive title deed conditions	8 481	7 375	6 958	6%
Removal of restrictive title deed conditions and Departure	9 692	8 428	7 951	6%
Consent use application : Other	3 840	3 339	3 150	6%
Consent use application : RDP, Low cost housing/erven smaller than 250m ²	1 920	1 670	1 575	6%
Site Development Plan Submission	1 907	1 658	1 564	6%
Application for exemption from Municipal Approval (Sec 66 SPLUM by-law)	1 697	1 475	1 392	6%
Appeals submitted by other parties than applicant		1000(Refundable if appeal is succesful)	New	
Occupational Practice - Other Rights	377	328	328	
Application for Appeal by applicant	1 696	1 475	1 391	6%
Amendment, deletion or addition of conditions i.r.o. existing approval	1 906	1 658	1 564	6%
Approval/ amendment of constitution of an 'owners' association	1 696	1 475	1 391	6%
Determination of Zoning - Sec 181 of Splum by-law	7 264	6 317	6 317	
Amendment of Subdivision Plan - Sec 57 Splum by-law	1 799	1 564	1 564	
Consolidation	5 873	5 107	4 818	6%
Disestablish a Homeowners Association	1 600	1 391	New	
Temporary Departure	5 750	5 000	New	
Temporary Departure (RDP)	1 725	1 500	New	
Intervenor status Section 99	1 600	1 391		
Augmentation Contributions				
Council will consider entering into a service agreement for developments bigger than 2000m ² or where it is the best option. This will be negotiated at the discretion of the Council.				
Augmentation Fees (New Developments) per equivalent erf				
Electricity (per equivalent residential unit)	10 806	9 397	8 865	6%
Roads and Storm Water	6 081	5 288	4 989	6%
Refuse	2 961	2 575	2 429	6%
Sewerage	30 131	26 201	24 718	6%
Water	29 138	25 337	23 903	6%
Subdivisions/Rezoning/Departures				
Kouga Area				
Any Subdivision / Departure			Per services agreement	
Any Rezoning			Per services agreement	
Additional Residential Dwelling or Granny Flat Less than 60 m ² (on one erf)			Nil	
Additional Residential Dwelling or Granny Flat Greater than 60 m ² but less than 120 m ² (on one erf)	15 639	13 599	12 829	6%
Additional Residential Dwelling or Granny Flat Greater than 120 m ² up to limits (on one erf)	31 277	27 198	25 658	6%
Guest Houses (Accom. Establishment) per m ² of total erf	59	52	49	6%
Advertising Tariffs				
Annual rent tourism boards	403	350	330	6%
Tourism boards : Application	1 035	900	849	6%
Advertising boards confiscated per board <1m ²	247	214	202	6%
Advertising boards confiscated per board >1m ²	1 189	1 034	975	6%
Business advertising application < 1m ²	256	223	210	6%
Business advertising application between 1m ² and 5 m ²	478	415	392	6%
Business advertising application > 5m ²	1 561	1 358	1 281	6%
Municipal roads reserve advertising costs per month > 1m ²	324	281	265	6%
Business advertising cost between 1m ² and 5 m ² - monthly	647	563	531	6%
Election Posters Deposit (Per Party / Per Candidate / Per Ward) - refundable 7 days after elections if posters are removed.	4 267	3 710	3 500	6%
Election Posters (Per Party / Per Candidate / Per Ward)	1 479	1 286	1 213	6%
Advertising Trailers (Per Month or part thereof)	458	398	376	6%
Illuminated street signs	5 637	4 901	4 624	6%
Poster advertising (Max 100 posters)	1 253	1 089	1 028	6%

Building Control Contraventions				
OFFENCES AND PENALTIES IN RELATION TO NATIONAL BUILDING ACT 103 OF 1977 AND SANS 10400 REGULATIONS				
OFFENCE				
Building without approved plans(including regulation A25(10)	3 048	2 650	2 500	6%
Continuing in contravention of a notice to a erect a building (per day)	1 829	1 590	1 500	6%
Failure to demolish, alter, secure a building or a land F3(2)	6 095	5 300	5 000	6%
Failure to submit engineers completion certificate A2(1)(f)	1 219	1 060	1 000	6%
submission of false certificate's	2 438	2 120	2 000	6%
Occupation or use of a building without certification of occupancy	6 095	5 300	5 000	6%
Prohibition on the use of certain methods or materials	2 438	2 120	2 000	6%
Failure to submit engineers drawings and engineers completion certificates	1 219	1 060	1 000	6%
Failure to Provide approved plans and particulars on site	2 438	2 120	2 000	6%
False or misleading information	1 219	1 060	1 000	6%
Boundary beacons not pointed out	1 219	1 060	1 000	6%
Installations, maintenance and operations	1 829	1 590	1 500	6%
Illegal certificate of identity	1 219	1 060	1 000	6%
Control of plumbing work	3 048	2 650	2 500	6%
Failure to notify for commencing demolition	1 829	1 590	1 500	6%
Use of a building for the purpose other than that indicated on the approved plan	2 438	2 120	2 000	6%
Deviating from approved plan (foundations, walls freestanding and retaining	2 438	2 120	2 000	6%
Failure to comply with the provisions of a notice in terms of regulation A25	6 095	5 300	5 000	6%
Failure to comply with provisions concerning demolitions condition	1 829	1 590	1 500	6%
Protection of the public site operations	6 095	5 300	5 000	6%
Failure to secure unstable soil or land	3 657	3 180	3 000	6%
Failure to Control of dust and noise	2 438	2 120	2 000	6%
Cutting into, laying open and demolishing certain building work	2 438	2 120	2 000	6%
Failure to safeguard any persons from falling from such balcony bridge, flat roof or similar place	6 095	5 300	5 000	6%
Failure to safe guard a swimming pool	2 438	2 120	2 000	6%
Accumulation of waste material on site	6 095	5 300	5 000	6%
Failure to construct and locate the builders shed to the satisfaction of the local authority	1 829	1 590	1 500	6%
Failure to move, reconstruct, repair or improve the condition of the builders shed and unpermitted use thereof within a specified time in such notice	3 048	2 650	2 500	6%
Accommodating security personnel in a builders shed, not complying with council's requirements and conditions for the safeguarding of public health and the health of such a way that a nuisance or inconvenience is caused to persons in the vicinity of the premises	2 438	2 120	2 000	6%
Failure to provide adequate approved sanitary facilities for staff in an approved location before erection or demolition of the premises	2 438	2 120	2 000	6%
Failure, while excavating, to take adequate precautionary measures to ensure the safety and stability of a property or services is maintained.	6 095	5 300	5 000	6%
Laying of sewer installation not within the premises	1 829	1 590	1 500	6%
Prohibition on discharge storm water to enter any drainage installation on any site	6 095	5 300	5 000	6%
Prohibition on discharge of any storm water from a swimming pool, fountains or reservoirs onto any public space or neighbouring property	6 095	5 300	5 000	6%
Unauthorised drainage work	2 438	2 120	2 000	6%
Putting a sewer installation into use without an inspection	1 829	1 590	1 500	6%
Failure to provide storm water disposal requirements	3 048	2 650	2 500	6%
Failure to provide sufficient protection of occupants or users in any building	6 095	5 300	5 000	6%
Failure to provide sufficient fire extinguishers or failure to ensure that such extinguishers are installed, maintained, and serviced	6 095	5 300	5 000	6%
Problem Buildings (Dilapidated etc)	6 095	5 300	5 000	6%
Failure to maintain boundary wall/party walls	1 219	1 060	1 000	6%
Structural integrity of building	3 048	2 650	2 500	6%
Failure to dispose of building rubble	2 438	2 120	2 000	6%
Illegal temporary structure	2 438	2 120	2 000	6%
Hindering/preventing Building Control Officer/ Building Inspector	2 438	2 120	2 000	6%
from entering premises or doing their job	3 048	2 650	2 500	6%
Illegal carports and awnings	3 048	2 650	2 500	6%
Control of storm water relay	3 657	3 180	3 000	6%
Land and Property Administration	-			
Application Fee: Non-viable land (land that cannot be develop on its own) lease or buy	345	300	No fee	
Application Fee: Non-profit organisation/social care (Non-viable land)	115	100	No fee	
Application Fee: Non-profit organisation/social care (Viable land)	575	500	No fee	
Application Fee: Leasing for business and commercial purposes	920	800	No fee	
Application Fee: Leasing for social related purposes	115	100	No fee	
Application Fee: Minor encroachments 0 - 10cm	-	-	No fee	
Application Fee: Minor encroachments 10cm and above	575	500	No fee	
Advertisement Fees	1 725	1 500	No fee	
Application Fee: Draft of Lease and Sale Agreements	288	250	No fee	

CIVIL & WATER SERVICES

 SERVICE DESCRIPTION	2024/25	2024/25	2023/24	%
	VAT Inclusive	15% Exclusive	15% Exclusive	Increase
PUBLIC WORKS 720				
<u>Augmentation Fees</u> Council will consider entering into a service agreement for developments bigger than 2000m ² or where it is the best option. This will be negotiated at the discretion of the Council. Augmentation Fees (New Developments) per equivalent erf				
Roads and Storm Water	6 110	5 313	4 989	6,5%
SANITATION 750				
CHARGE (MONTHLY)				
Buckets	215	187	175	6,5%
Free Basic Services to Registered Indigent Consumers	-215	-187	-175	6,5%
SEWERAGE 780				
The sewerage charges are calculated on two main components per erf. The first portion is based on a fixed cost for each erf and the second portion is based on actual measured water consumption (hydraulic portion) for an erf. <u>Fixed Charge</u> The <u>Fixed Charge</u> provides for costs on the sewerage operating budget such as charges for capital loan and interest payments and provision for a capital reserve fund. This cost is indicative of the installation /construction, rehabilitation and eventual replacement cost of the infrastructure. The cost is fixed for every property which has access to the municipal sewerage system irrespective of the property being vacant (no buildings) or, if the property uses the existing system, including the suction tanker service. The fixed cost component is therefore payable irrespective of the service being used by the consumer or not, therefore this charge will effectively replace the current "Availability Fee". The fixed charged per erf is based on the sewage conveyance and treatment cost for an average monthly water consumption per erf which is exceeded by 80% of consumers in the particular category. <u>Hydraulic Charge</u> The proposed tariff will also obviate anomalies which exist currently whereby owners of properties in some consumer categories are heavily subsidising users in other categories. With the present tariff in certain instances domestic consumers are also subsidising commercial consumers. The tariff will uniformly apply to all categories of consumers (Sewerage Service) throughout the municipality. Sewage discharge will be calculated on actual metered water consumption that will be reduced by a "discharge factor" i.e. the ratio of kilolitres sewage discharged by each category of consumer, to be determined by the Director: Technical Services. Whilst a standard tariff per kl of sewage will be levied, the discharge factor applicable to the different categories may differ. The formula used to arrive at the new hydraulic tariff, is as follows: P = KVC where, P = sewerage charge in Rand K = effluent discharge factor V = volume(kl) of potable water consumed C = prescribed charge in Rand <u>Rebate of 10% for –</u> Bulk Consumers/ Private Developments >2Ha, restricting admission, which pay bulk and "on-sell" to patrons within the development and which develop and maintain their own infrastructures. See table detailing categories and discharge factors below. The hydraulic portion of the sewerage charge consists of two components : <u>Minimum Consumption Charge</u> This is the portion of the sewerage charge to provide for firm operating costs such as salaries, plant and equipment, etc and certain general expenses. The charge is the average cost per erf for a particular category and is based on the firm/fixed cost incurred by the Sewerage Service to operate the sewerage system irrespective of what volume of sewage is conveyed and treated. The minimum consumption charge is therefore also necessary irrespective of the service being used by the consumer continuously or infrequently. The first part of the hydraulic charge is calculated on a percentage of the minimum water consumption specified per erf for each category As from the 2013/2014 Financial Year, this cost has been included in the Fixed Charge Component				

Variable Consumption Charge				
This is the portion of the sewerage charge to provide for the operating costs that vary depending on the amount/extent of consumption. Electricity consumption, pump maintenance and repairs, etc are typical costs that increase when the sewage flow increases.				
Nevertheless, during prolonged periods of low flow e.g. during a drought when water restrictions apply, the operating cost can actually increase although less sewage is discharged. Due to low flow the frequency of sewer blockages increases which requires more frequent sewer cleaning with high pressure jetting equipment as a preventative measure.				
The second part of the hydraulic portion is calculated on the water consumption in excess of the specified minimum volume up to a specified maximum consumption per erf for domestic categories. No maximum consumption applies to commercial categories.				
Sewerage Tariff Categories and Discharge Factors				
	Discharge			Maximum
	Factor (K)			Volume
	(T04)			(k/month)
				(T06)
Offices (Com1)	98%			No Max.
Offices				
Restricted Business A (Com2)	98%			No Max.
Funeral Parlours				
Licensed Bottle Stores / Pubs / Taverns				
Offices				
Supermarkets				
Shops				
Restricted Business B (Com3)	95%			No Max.
Day-Care Centres				
Medical Uses				
Places of Entertainment				
Service Stations				
Motor Showrooms				
Places of Instruction				
Special Businesses (Com4)	95%			No Max.
Licensed Hotels				
Licensed Restaurants				
Special Businesses				
Warehouses				
Workshops				
Resorts (Com5)	60%			No Max.
Caravan Parks				
Camping Sites				
Holiday Housing				
Holiday Accommodation				
Tourist Facilities				
Nurseries				
General Industrial (Ind1)	95%			No Max.
General Dry Industries				
Public Garages				
Service Stations				
Warehouses				
Noxious Industrial (Ind2)	98%			No Max.
Noxious Use Industries				
Special Businesses				
Noxious Industrial (Ind2)	80%	(T09)		No Max.
Agreement - Woodlands Dairy				
Educational (Ins1)	95%			-
Places of Instruction				
Institutional (Ins2)	98%			No Max.
Clinics				
Institutions for medical care or treatment				
Hospitals				
Institutions				
Public and Government facilities				
Sanatoriums				
Single Residential B (Res1)	70%			50
Dwelling Houses				
Day-Care Centres				
Creches				
Guest Houses				
Home Enterprises				
Places of Worship				
Single Residential A (Res2)	80%			50
Informal Shelters				
Permanent Low Cost Dwellings				
Group Housing (Res3)	80%			50
Retirement Villages				
Town Housing				
General Residential (Res4)	95%			50
Flats				
General (Gen1)	95%			No Max.
Undetermined				
Bulk / Private Developments (Bulk)	70%			No Max.
Unmetered Potable Water Supply (Unmetered)	80%			Unmetered
<i>On all property, pending valuation, upon which a structure as defined herunder has been erected, a fixed monthly charge shall be paid by the registered owner of the property, or if there is no registered owner (informal area), then by the occupier of the property</i>				
Formal Structure with Waterborne Sewerage				
Informal Structure with Waterborne Sewerage				

AVAILABILITY CHARGE (PER ANNUM)					
Charges applicable to even that are not connected to the sewerage network, but which could reasonably be connected to the network:					
Residential (per annum)		2 113	1 837	1 725	6,5%
Commercial (per annum)		3 833	3 333	3 130	6,5%
FIXED CHARGE (MONTHLY)					
COMMERCIAL					
Commercial 1 - Offices		549	477	448	6,5%
Commercial 2 - Restricted Business A		651	567	532	6,5%
Commercial 3 - Restricted Business B		642	558	524	6,5%
Commercial 4 - Special Business		642	558	524	6,5%
Commercial 5 - Resorts		530	461	432	6,5%
INDUSTRIAL					
Industrial 1 - General Industrial		642	558	524	6,5%
Industrial 2 - Noxious Industrial		651	567	532	6,5%
Industrial 2 - Noxious Industrial - Agreement - Woodlands Dairy (45% Discount)		358	312	293	6,5%
INSTITUTIONAL					
Institutional 1 - Educational (Schools)		978	851	799	6,5%
Institutional 1 - Educational (Hostels)		978	851	799	6,5%
Institutional 2 - Institutions		651	567	532	6,5%
DOMESTIC/RESIDENTIAL					
Residential 1 - Freehold Title		336	292	275	6,5%
Free Basic Services to Registered Indigent Consumers		-336	-292	-275	6,5%
St Francis Bay (Previously Annual Payers of sewer levy) - No Variable Charge		336	292	275	6,5%
Free Basic Services to Registered Indigent Consumers		-336	-292	-275	6,5%
Residential 2 - Low Cost Housing		226	197	185	6,5%
Free Basic Services to Registered Indigent Consumers		-226	-197	-185	6,5%
MULTIPLE DWELLINGS (Multiply Charge by number of Units)					
Residential 3 - Group Housing		358	311	292	6,5%
Residential 4 - General Residential		311	271	254	6,5%
GENERAL					
Undetermined		441	383	360	6,5%
BULK					
NO Fixed Charge is levied. 10% Rebate on Hydraulic Charge Private Developments				-0	
UNMETERED					
Potable Water Supply		188	163	153	6,5%
Free Basic Services to Registered Indigent Consumers		-188	-163	-153	6,5%
VARIABLE CHARGE (HYDRAULIC CHARGE)					
All Users		22	19	17	8,0%
TRADE EFFLUENT SURCHARGE					
The Trade Effluent Surcharge shall be paid in addition to the normal hydraulic and fixed charges which apply for each property.					
(a) The monthly charge payable by the owner or occupier of any trade premises in respect of any trade effluent discharged into the Council's sewers shall be assessed by the Council on a monthly basis and shall be notified to such owner or occupier at the end of each month and shall be charged in accordance with the formula in paragraph (c) below.					
The Council shall base its monthly charge on the highest COD of one or more samples collected from the trade effluent samples point.					
(b) In case of trade premises from which effluent is discharged into the Council's sewer for the first time a charge shall be payable in respect of the interim period between the date of the first discharge and the last day of the month. Such charge shall be assessed in accordance with the formula prescribed in paragraph(c) below.					
(c) The charge payable in terms of paragraph (a) and (b) above shall be assessed according to the formula : $R = Vx[CA + B] + C \times S \times 10^{-3}$ where : R = The treatment cost. V = The volume of industrial effluent discharged from the premises during the cycle concerned in cubic metres A&B = The capital cost (interest and redemption) plus maintenance cost for the cycle concerned on the pipe system as used by the concerned consumer divided by the total flow for the cycle. The value of A being 74.43(excl VAT) cents per cubic meter. The value of B being 64.32(excl VAT) cents per cubic meter. C = The cost of treating one cubic meter of waste water. The value of C being 40.95(excl VAT) cents per cubic meter. S = The average chemical oxygen demand in mg/l measured on the industrial effluent during the cycle					

(d) In the absence of any direct measurements, the volume quantity of trade effluent discharged into the sewer each month from any trade premises shall be estimated and determined by Council from the monthly quantity of water consumed on the premises concerned, whether obtained from the Council or from other sources, due allowance being made for water used for domestic purposes, water lost by reaction and water present in the final products manufactured.					
SUCTION TANKER SERVICE					
SUCTION TANKER SERVICE					
Applicable to improved properties not served by waterborne sewerage irrespective if service is utilised. Guarantees 1 free load or part thereof per month.					
Basic (Minimum) Charge					
Domestic : 1 Load or part thereof to a maximum of 6000 litres		339	295	277	6,5%
Business : 1 Load or part thereof to a maximum of 6000 litres		477	415	390	6,5%
Tanker Removals					
Applicable to improved properties not served by waterborne sewerage additional to the guaranteed free load per month.					
Domestic : 1 Load or part thereof to a maximum of 6000 litres		477	415	390	6,5%
Business : 1 Load or part thereof to a maximum of 6000 litres		673	585	550	6,5%
Emergency suction call out			-		
Penalty Fee (Spillage)		575	500		
Rural Areas					
Per Load		1 336	1 162	1 091	6,5%
Plus per km		66	57	54	6,5%

DISPOSAL VIA ROAD HAULAGE (R per KL)					
Tanker Disposal of Sewerage (NOT Exceeding Domestic Strength)		500	434	434	0,0%
Tanker Disposal of Sewerage (Exceeding Domestic Strength)				Cost	
Tanker Disposal of Potable Toilet Sewerage (NOT Exceeding Domestic Strength)		115	100	94	
Tanker Disposal of Potable Toilet Sewerage (Exceeding Domestic Strength)				Cost	
Application for Disposal Permit (Per Year)		833	724	724	
SUNDRIES					
<u>Connection fees</u>					
Econ Short		2 685	2 335	2 192	6,5%
Econ Long		4 448	3 868	3 632	6,5%
Households		4 448	3 868	3 632	6,5%
<u>Blockage fees</u>					
During Office Hours		792	688	646	6,5%
After Hours & Weekends		1 287	1 119	1 051	6,5%
<u>Augmentation Fees</u>					
Sewerage		30 273	26 324	24 718	6,5%
WATER	980				
AVAILABILITY CHARGE (PER ANNUM)					
Undeveloped erven		3 171	2 757	2 571	7,3%
CONNECTION FEES					
Up to 20 mm		4 246	3 692	3 443	7,3%
32 mm		4 954	4 308	4 017	7,3%
50 mm		16 206	14 092	13 140	7,3%
75 mm		21 528	18 720	17 455	7,3%
100 mm		25 619	22 277	20 771	7,3%
Greater than 100mm				COST +20%	
Pre-paid (25mm)				COST +20%	
<u>Augmentation Fees</u>					
Water		29 481	25 636	23 903	7,3%
CONSUMER DEPOSITS					
Domestic					
Owners		476	414	414	0,0%
Tenants & High Density Housing		950	826	826	0,0%
		324	282	282	0,0%
Commercial		3 171	2 757	2 571	0,0%
or equal to one month's account as rendered or as determined by the CFO calculated on the average of the account.					
BASIC/MINIMUM MONTHLY CHARGE					
Domestic					
Kouga		184	160	149	7,3%
Free Basic Services to Registered Indigent Consumers		-184	-160	-149	7,3%
Kouga > 25 mm Connection		321	279	261	7,3%
Free Basic Services to Registered Indigent Consumers		-321	-279	-261	7,3%
Sectional Title Developments comprising of ONLY domestic units					
Kouga		184	160	149	7,3%
Commercial					
Kouga		184	160	149	7,3%
Kouga > 25 mm Connection		321	279	261	7,3%
Old Age Homes					
Ons Tuiste (Humansdorp) (Includes 1st 400kl)		184	160	149	7,3%
Commercial (High Density)					
Sectional Title Developments comprising of ONLY commercial units					
Kouga		184	160	149	7,3%
Sectional Title Developments comprising of BOTH commercial and domestic units					
Kouga		184	160	149	7,3%
Treated Sewerage Water					
Kouga		283	246	229	7,3%
Industrial					
Kouga		321	279	261	7,3%
Rural (Farm Worker's Houses)					
(Tariff for rural consumers includes a surcharge of 25%).					
Kouga					
1 house		217	189	176	7,3%
2 - 5 houses		530	461	430	7,3%
6 - 10 houses		1 411	1 227	1 144	7,3%
11 - 25 houses		3 093	2 690	2 508	7,3%
Rural (NMBMM Tariff)					
Kouga		217	189	176	7,3%
Schools					
Kouga		184	160	149	7,3%
Sportsfields					
Kouga		184	160	149	7,3%
CONSUMPTION (Units/kl)					
Free Units per month					
For indigent consumers officially registered at the Kouga Municipality the first 12kl of water consumption per 30 day period will be afforded free of charge					
Allocated to all EQS Recipients as Rebate					
				12	

PART A - Applicable during times of Normal Water Availability					
SCALE A - Domestic					
Single Dwelling Houses - Metered separately					
0 - 12		17	15	14	7,3%
13 - 25		18	16	15	7,3%
26 - 45		22	19	18	7,3%
46 - 65		36	31	29	7,3%
66 - 85		49	43	40	7,3%
86+		61	53	49	7,3%
SCALE B - High Density Consumers					
Flats, Town Houses and other Sectional Title Developments on stands with more than two dwellings, not metered separately (kl per unit multiply number of units per 30 days' period)					
0 - 12		18	15	14	7,3%
13 - 25		18	16	15	7,3%
26 - 45		22	19	18	7,3%
46 - 65		36	31	29	7,3%
66 - 85		49	43	40	7,3%
86+		61	53	49	7,3%
(Excluding Customers under Scale B)					
Making use of Municipal Infrastructure					
Bulk Consumer : A consumer who on average over a 30 day period, consumes no less than 2500 kl of water. A Minimum amount of 1250 kl is reserved and will be levied as a monthly usage. (A quantity charge for water consumed since the previous meter reading as follows) :					
0 - 1250		17	15	14	8,0%
1251 - 5000		17	15	14	8,0%
5001 - 7500		22	19	18	8,0%
7501+		45	39	36	8,0%
SCALE D - Bulk Consumers, Developments used for Residential Purposes within the Kouga Municipal Area of Jurisdiction, who provide and maintain their own Bulk and Internal Infrastructure and obtain treated water from the Metro Supply Pipeline (Part of Allocated Quota to Kouga Municipality from NMBMM)					
Metro Bulk Tariff per kilolitre Plus 15% Surcharge (T11)		11	10	10	
SCALE E - All consumers who do not fall under Scale A,B,C and D					
Industrial		26	23	21	7,3%
Commercial		17	15	14	7,3%
Treated Sewerage water		10	9	8	7,3%
Rural (Farm Worker's Houses)		22	19	18	7,3%
Rural (NMBMM Tariff)		12	10	10	7,3%
Schools		17	15	14	7,3%
Sportsfields		17	15	14	7,3%

PART B - Applicable during times of water shortage when the situation is critical but not an emergency					
SCALE A - Domestic					
Single Dwelling Houses - Metered separately					
0 - 12	18	15	14	10,0%	
13 - 18	26	22	20	10,0%	
19 - 30	41	36	32	10,0%	
31+	51	44	40	10,0%	
SCALE B - High Density Consumers					
Flats, Town Houses and other Sectional Title Developments on stands with more than two dwellings, not metered separately (kl per unit multiply number of units per 30 days' period)					
0 - 12	18	15	14	7,3%	
13 - 18	25	22	20	7,3%	
19 - 30	40	35	32	7,3%	
31+	50	43	40	7,3%	
SCALE C - Bulk Consumers, Closed Developments, Agricultural Holdings and Farm Portions used for Residential Purposes (Excluding Customers under Scale B)					
Making use of Municipal Infrastructure					
amount of 1250 kl is reserved and will be levied as a monthly usage.					
(A quantity charge for water consumed since the previous meter reading as follows) :					
0 - 1250	24	21	20	7,3%	
1251 - 5000	24	21	20	7,3%	
5001 - 7500	34	30	28	7,3%	
7501+	49	43	40	7,3%	
SCALE D - Bulk Consumers, Developments used for Residential Purposes within the Kouga Municipal Area of Jurisdiction, who provide and maintain their own Bulk and Internal Infrastructure and obtain treated water from the Metro Supply Pipeline (Part of Allocated Quota to Kouga Municipality from NMBM)					
Metro Bulk Tariff per kilolitre Plus 15% Surcharge (T11)					
	11	10	10		
SCALE E - All consumers who do not fall under Scale A,B,C and D					
Industrial	35	30	28	7,3%	
Commercial	23	20	19	7,3%	
Treated Sewerage water	12	10	10	7,3%	
Rural (Farm Worker's Houses)	28	25	23	7,3%	
Rural (NMBMM Tariff)	12	10	10	7,3%	
Schools	23	20	18	7,3%	
Sportsfields	23	20	18	7,3%	
PART C - Applicable during times of water shortage emergency					
SCALE A - Domestic					
Single Dwelling Houses - Metered separately					
0 - 12			-		
13+			-		
Step 1 (>0 ≤ 9KL)	21	18	17	7,3%	
Step 2 (>9 ≤ 15KL)	34	29	27	7,3%	
Step 3 (>15 ≤ 24KL)	96	84	78	7,3%	
Step 4 (>24 ≤ 30KL)	144	125	117	7,3%	
Step 5 (>30 ≤ 48KL)	480	417	389	7,3%	
Step 6 (>48KL)	960	835	778	7,3%	
SCALE B - High Density Consumers					
Flats, Town Houses and other Sectional Title Developments on stands with more than two dwellings, not metered separately (kl per unit multiply number of units per 30 days' period)					
0 - 12			-		
13+			-		
Step 1 (>0 ≤ 9KL)	21	18	17	7,3%	
Step 2 (>9 ≤ 15KL)	34	29	27	7,3%	
Step 3 (>15 ≤ 24KL)	96	84	78	7,3%	
Step 4 (>24 ≤ 30KL)	144	125	117	7,3%	
Step 5 (>30 ≤ 48KL)	480	417	389	7,3%	
Step 6 (>48KL)	960	835	778	7,3%	
SCALE C - Bulk Consumers, Closed Developments, Agricultural Holdings and Farm Portions used for Residential Purposes (Excluding Customers under Scale B)					
Making use of Municipal Infrastructure					
Bulk Consumer : A consumer who on average over a 30 day period, consumes no less than 2500 kl of water. A Minimum amount of 1250 kl is reserved and will be levied as a monthly usage.					
(A quantity charge for water consumed since the previous meter reading as follows) :					
0 - 1250	36	32	30	7,3%	
1251 - 5000	36	32	30	7,3%	
5001 - 7500	46	40	37	7,3%	
7501+	62	54	51	7,3%	
SCALE D - Bulk Consumers, Developments used for Residential Purposes within the Kouga Municipal Area of Jurisdiction, who provide and maintain their own Bulk and Internal Infrastructure and obtain treated water from the Metro Supply Pipeline (Part of Allocated Quota to Kouga Municipality from NMBM)					
Metro Bulk Tariff per kilolitre Plus 25% Surcharge (T11)					
	15	13	12	7,3%	

SCALE E - All consumers who do not fall under Scale A,B,C and D					
Industrial		35	31	28	7,3%
Commercial		24	21	19	7,3%
Treated Sewerage water		12	10	10	7,3%
Rural (Farm Worker's Houses)		28	25	23	7,3%
Rural (NMBMM Tariff)		15	13	12	7,3%
Schools		23	20	18	7,3%
Sportsfields		23	20	18	7,3%
PART D - Applicable during times of water shortage drought disaster					
(a) Within the Municipal boundary (per kl)					
(i) Treated water for residential premises:					
Step 1 (>0 ≤ 9KL)		31	27	25	7,3%
Step 2 (>9 ≤ 15KL)		49	43	40	7,3%
Step 3 (>15 ≤ 24KL)		140	122	114	7,3%
Step 4 (>24 ≤ 30KL)		210	183	171	7,3%
Step 5 (>30 ≤ 48KL)		701	610	568	7,3%
Step 6 (>48KL)		1 402	1 219	1 137	7,3%
(ii) Treated water for residential premises:ATTP Consumers (per kl)					
		31	27	25	7,3%
(iii) Treated water for institutional premises, including municipal and government departments (per kl)					
		42	37	34	7,3%
(iv) Treated water for commercial and industrial premises (per kl)					
		49	43	40	7,3%
(v) Treated water for multiple dwelling units, per dwelling unit:					
Step 1 (>0 ≤ 9KL)		31	27	25	7,3%
Step 2 (>9 ≤ 15KL)		49	43	40	7,3%
Step 3 (>15 ≤ 24KL)		140	122	114	7,3%
Step 4 (>24 ≤ 30KL)		210	183	171	7,3%
Step 5 (>30 ≤ 48KL)		701	610	568	7,3%
Step 6 (>48KL)		1 402	1 219	1 137	7,3%
(vi) Treated water for irrigation of sportsgrounds (per kl)					
		1 402	1 219	1 137	7,3%
(vii) Treated water drawn through standpipes (per kl)					
		84	73	68	7,3%
(viii) Raw water for residential premises:					
Step 1 (>0 ≤ 9KL)		28	24	23	7,3%
Step 2 (>9 ≤ 15KL)		49	43	40	7,3%
Step 3 (>15 ≤ 24KL)		84	73	68	7,3%
Step 4 (>24 ≤ 30KL)		140	122	114	7,3%
Step 5 (>30 ≤ 48KL)		561	488	455	7,3%
Step 6 (>48KL)		1 402	1 219	1 137	7,3%
(ix) Raw water for commercial premises: (per kl)					
		49	43	40	7,3%
(x) Raw water for industrial premises: (per kl)					
		49	43	40	7,3%
(xi) Reclaimed water treated to comply with the requirements of the General Standard (Government Gazette Notice No. 991, 18 May 1994)					
(1) annual charge per Megalitre of notified maximum demand payable on a monthly basis in equal instalments		2 804	2 439	2 274	7,3%
(2) additional charge per kilolitre of metered consumption		7	6	6	7,3%
(ix) Reclaimed water treated to comply with the requirements of the General Standard (Government Gazette Notice No. 991, 18 May 1984) which has received additional treatment. (per kl)					
		7	6	6	7,3%
(b) Outside the Municipal boundary (per kl)					
(i) Treated water for residential premises:					
Step 1 (>0 ≤ 9KL)		31	27	25	7,3%
Step 2 (>9 ≤ 15KL)		49	43	40	7,3%
Step 3 (>15 ≤ 24KL)		140	122	114	7,3%
Step 4 (>24 ≤ 30KL)		210	183	171	7,3%
Step 5 (>30 ≤ 48KL)		701	610	568	7,3%
Step 6 (>48KL)		1 402	1 219	1 137	7,3%
(ii) Treated water for residential premises:ATTP Consumers (per kl)					
		31	27	25	7,3%
(iii) Treated water for institutional premises, including municipal and government departments (per kl)					
		42	37	34	7,3%
(iv) Treated water for commercial and industrial premises (per kl)					
		49	43	40	7,3%
(v) Treated water for multiple dwelling units, per dwelling unit:					
Step 1 (>0 ≤ 9KL)		31	27	25	7,3%
Step 2 (>9 ≤ 15KL)		49	43	40	7,3%
Step 3 (>15 ≤ 24KL)		140	122	114	7,3%
Step 4 (>24 ≤ 30KL)		210	183	171	7,3%
Step 5 (>30 ≤ 48KL)		701	610	568	7,3%
Step 6 (>48KL)		1 402	1 219	1 137	7,3%
(vi) Raw water for residential premises:					
Step 1 (>0 ≤ 9KL)		28	24	23	7,3%
Step 2 (>9 ≤ 15KL)		49	43	40	7,3%
Step 3 (>15 ≤ 24KL)		112	98	91	7,3%
Step 4 (>24 ≤ 30KL)		140	122	114	7,3%
Step 5 (>30 ≤ 48KL)		561	488	455	7,3%
Step 6 (>48KL)		1 402	1 219	1 137	7,3%
(vii) Raw water for institutional premises, including municipal and government departments (per kl)					
		49	43	40	7,3%

(viii) Raw water for commercial and industrial premises (per kl)		49	43	40	7,3%
(c) Water delivered by road tanker (per kl)					
(i) Charge for water supplied		105	91	85	7,3%
(ii) Delivery charge				At Cost	
(iii) Minimum prepayment		4 206	3 658	3 411	7,3%
(d) Water supplied in bulk to other local authorities (per kl)		21	18	17	7,3%
MISCELLANEOUS FEES AND CHARGES					
Water Loss owing to damage to the Municipal Water-Pipe System and/or Installations					
Pipes with a diameter of 50mm or less		2 618	2 277	2 070	10,0%
Pipes with a diameter larger than 50mm up to and including 100mm		5 942	5 167	4 697	10,0%
Pipes with a diameter larger than 100mm up to and including 250mm		26 721	23 235	21 123	10,0%
Pipes with a diameter larger than 250mm up to and including 400mm		65 302	56 785	51 622	10,0%
Pipes with a diameter larger than 400mm		111 015	96 534	87 758	10,0%
Repair Charges of damage to the Municipal Water-Pipe System and/or Installation by other people					
Pipes with a diameter of 50mm or less		5 468	4 754	4 322	10,0%
Pipes with a diameter larger than 50mm up to and including 100mm		7 805	6 787	6 170	10,0%
Pipes with a diameter larger than 100mm up to and including 250mm		11 800	10 261	9 328	10,0%
Pipes with a diameter larger than 250mm up to and including 400mm		22 150	19 260	17 510	10,0%
Pipes with a diameter larger than 400mm		27 588	23 989	21 808	10,0%
Water used for Fire-Fighting					
Quantity charge per kilolitre		41	35	33	6,5%
Reconnection fee		962	836	785	6,5%
Special meter readings		636	553	520	6,5%
Service Calls					
During office hours		666	579	579	
After office hours		1 329	1 155	1 155	
Testing of meters (deposit 3% error on either side)		1 945	1 692	1 588	6,5%
To relocate or lower a connection with a maximum nominal diameter of 25 mm					
Maximum distance of 5 m		2 151	1 870	1 756	6,5%
Further than 5 m		3 297	2 867	2 692	6,5%
To relocate or lower a connection with a nominal diameter larger than 25 mm					
Deposit		9 993	8 689	8 159	6,5%
Cost				Cost	
To relocate a fire hydrant in the road reserve					
Less than 2 m from original position		6 706	5 832	5 476	6,5%
2 m or more from original position		15 637	13 597	12 767	6,5%
To install a new fire hydrant in the road reserve					
Deposit		21 951	19 088	17 923	6,5%
Cost				Cost	
Discontinuation or restriction of the Water Services owing to the Failure of Payment					
Disconnection/restriction to a dwelling-house		-	-	1 497	6,5%
Disconnection/restriction for other water connections, excluding dwelling-houses		-	-	5 118	6,5%
Service Cost					
Supervision Labour Cost per hour		753	655	615	6,5%
Assistant per hour		380	330	310	6,5%
TLB per hour (including travel time)		978	850	1 024	6,5%
LDV per kilometre		49	43	40	6,5%
Truck per kilometre		70	61	57	6,5%
"Unauthorised water consumption" means water that is not registered by the Kouga Municipality's water meter for any reason whatsoever (Water used for fire-fighting and/or unmetred water used from the Kouga Municipality's system with the written consent of the Technical Services Directorate, is deemed to be authorised water use)					